



The **SOUTHERNER**



Fall 2022

The Official Publication of the SouthEastern Region  
of the National Model Railroad Association



Cover - A scene from Sandy Eutis' Acadian Coast Eastern, a Maine two footer On30 railroad

N Scale Convention *page 14*

Making a Small Photo Booth *page 18*



## The President's Car Roy Masterson

Congratulations to Paul Voelker of the Piedmont Division who was presented with an Honorary Life Membership Award at the NMRA National Con-

vention in St. Louis.

This award is the highest honor the NMRA can bestow on current or past members and is given in recognition of outstanding elective or voluntary service to the NMRA. Please join me in congratulating Paul, thanking him for his many years of service to the NMRA, the SER and the Piedmont Division.



Each year the SER President nominates one of our members to receive the NMRA Presidents Award during the National Convention and announced at the banquet on Saturday. This year's recipient is Rick Fulkerson, Superintendent of the Atlantic Division. Rick and his Board of Directors have brought the Atlantic Division back to life after last year's convention in Greenville and are holding meetings and events on a regular basis. Congratulations to Rick for his service to the NMRA, SER and the Atlantic Division.



Be sure to attend the Music City Mini Meet that will be held on Saturday, October 8, at the Lane-Agri Park in Murfreesboro, TN. Eric Hansmann, Superintendent of the Cumberland Division and his team are hosting the event. The semi-annual Board of Director's (BOD) meeting and the General Membership meeting will be held Saturday

morning at 9 am, Central Time. There will be clinics, layout tours and other activities. Admission is \$5.00. See advertisement on page 13.

The SER Annual Convention returns with the 2023 *Cartersville Express* to be held in Cartersville, GA hosted by the Piedmont Division on September 14-17, 2023. Plans are well underway. It looks to be a great convention.

Speaking of conventions, I am cautiously optimistic that we will be holding an SER Annual Convention in 2024. Larry Burkholder and I have been talking with the Mid South Division about the possibility of their hosting the convention in Decatur, AL.

Division members are in the investigation stage to find a venue and are holding meetings with city officials to determine costs and availability. They plan on making an announcement at the October Music-City Mini Meet. So, fingers crossed that we could get back to our annual conventions on a yearly basis. We also need to look at holding mini meets around the SER to give members more opportunities to get together.

As in 2021, we are again holding elections for SER Officers and Directors latter than normal to coincide with the SER October Mini Meet. When you get the SER election information with the list of candidates be sure to vote. The electronic system is easy to use, taking only a few minutes of your time. The mail-in ballot was in the Summer *SouthErneR*, page 16. The election results will be announced during the BOD meeting at the Mini-Meet.

Another event that is happening in the SER is a combined convention at the Tennessee Valley Railroad Museum on September 29 – October 1. The Southern Railway Historical Association, the L&N Historical Society, The Tennessee Valley Railroad Museum and the Railroad Prototype Modelers (RPM) will be holding a joint convention on the campus of the TVRM.

While at the TVRM, the Tennessee Valley Model Railroaders, inc. will be hosting viewing of the TVRM model railroad. The archives for the SRHA and the L&N will be open during the convention. The cost to attend is \$45.00 for both days, \$25 for Saturday, and you can register on any of the group's websites. [SER](#)

**CALL FOR CLINICS** If you have a great clinic, and would like to present it at the upcoming 2023 Southeast Region NMRA Convention, please contact Tom Gordon at [TomGordonPiedmontDiv@gmail.com](mailto:TomGordonPiedmontDiv@gmail.com) with information on what you'd like to present.

Volume 63 Number 4	<b>WAYBILL</b>	Fall 2022
Achievement Program .....	6	
The Club Car .....	31	
Education Department - Chuck Higdon .....	5	
From Your Achievement Program Manager .....	7	
N-Scale National Convention - Ed Tougaw .....	14	
Making a Small Photo Booth - Peter Banks .....	18	
The President's Car - Roy Masterson .....	2	
SER Division News .....	20	
SER Division Officers/Directors/Divisions.....	30	
Upcoming Events .....	11, 13	

*Editor:* Ed Juaira - 782 Jays Way, Ringgold GA 30737-8954  
423-598-9925; [SouthErneR@ejpj.com](mailto:SouthErneR@ejpj.com)  
*Proof Reader:* Ken Mattern

Material for publication is welcomed! Please send materials to the editor. All submissions become the property of **The SouthErneR** unless otherwise contracted. Do not send previously published materials please!

**The SouthErneR** is mailed to members of the Southeastern Region and interested parties who have paid the subscription rate of \$10.00/year.

*Submittals Due:* Winter Nov 15; Spring Feb 15; Summer May 15; Fall Aug 15

**ADVERTISING**





Rates are for electronic-format or scanner-ready ads. Preferred formats are PDF, MS Word or JPG. Contact editor regarding other formats. Include advertiser name, address, email and daytime phone number. Ads must be prepaid prior to publication. Email your ad file to: [SouthErneR@ejpj.com](mailto:SouthErneR@ejpj.com) Make your check payable to: SER-NMRA Mail payment to: Mark McAllister  
3518 Connelly Ln  
Chattanooga, TN 37412-1608  
[mlmcallister@gmail.com](mailto:mlmcallister@gmail.com)

ADVERTISING RATES				
Size	Number of Issues			
	1	2	3	4
Full	\$120	\$240	\$360	\$400
1/2 h/v	\$ 60	\$120	\$180	\$200
1/4 h/v	\$ 30	\$ 60	\$ 90	\$100
Pike '1.4x2.5'	—	—	—	\$ 16
<b>Pike Registry: \$16 for 4 issues</b>				

# SAVE THE DATE!



**November 12  
2022**

-  Children's Activities
-  Craft Vendors
-  Model Railroad Club Displays
-  SAM Shortline Shuttle Train Ride



**CORDELE  
MAIN STREET**  
105 E 9th Ave  
Cordele, GA 31015  
229-276-2902





# **CARTERSVILLE EXPRESS**

## **2023 SER CONVENTION**

**SEPTEMBER 14-17, 2023**

Come have a fun time at the

**Clarence Brown Conference Center**

**5450 Georgia Highway 20, Cartersville, GA**

Don't miss these great activities, including  
an NMRA Model Contest and Photo Contest, Clinics,  
White Elephant Table, Raffle Items, Prototype Tours and more.

**Keynote Banquet Speaker  
Todd Stennis - Amtrak**

**Self-guided Layout Tours - Friday through Sunday  
Operating Layout Sessions - Thursday through Saturday**

**Non Rail Activities include  
Gibbs Garden - Lunch - Big Door Vineyards  
Booth Western Art Museum - Lunch**

Information is subject to change. Please watch for updated info and register at

**[2023serconvention.org](https://2023serconvention.org)**

**Hosted by the Piedmont Division, NMRA**





Education  
**Chuck Higdon**  
 Cherokee Division

I hope this issue of *The SouthErNEr* finds your family, and yourself well and virus free. Also hope your division is doing something.

As I read through the August issue of the NMRA magazine and our President's article, I saw he


mentioned the Education Department had updated the beginning guides on the website. So, I decided to take a look at them. Reading them over, they look fresh and would be a good read for any of us.

Another section of the NMRA website is the "Edu Train." Once opened there is another link to many clinics on how to do things. More help there. So, there is quite a bit to look over on the website. Just as there is so much to see on You Tube. Very easy these days to learn about an issue you might be having trouble with. Of course, calling a friend or member of the NMRA would be a good way to get some help, too.


As I write this, I am preparing to host an operating session (Ops). It will include 4 operators that have never done Ops and one that has, but just on his layout. I am still hoping one more of my regular crew attends.

I have cleaned the layout, vacuumed the floor, have all the paperwork printed and ready to use. I did see a switch throw that is broken, so I will replace that next.

The session will have lots of questions, but by trying to run the session, each operator with gain confidence and experience. By the end of session, the goal will be to have everyone smiling from having a good time. There may be some mistakes along the way with so much to learn. That's OK it is part of learning the ropes.



Because I have a helix with switch machines in the middle to go off or get on the helix, each train has an instruction sheet to go along for the run. On the sheet is a space in front of each instruction that can be checked off. This is to help the operators from losing their places on the sheet. The sheet can be carried around on a clipboard and lan-



yard, so making each step is easy to do.

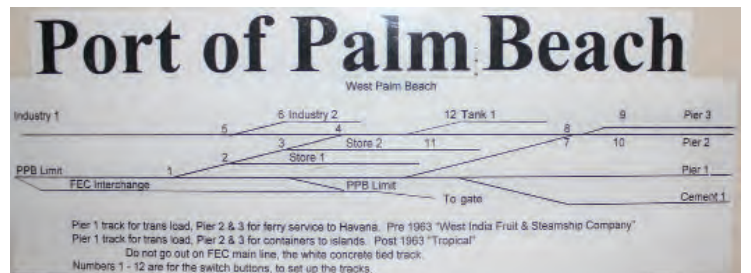
The instructions for the turn-outs agree with the labels over the switch buttons. Lines 3 and 7 on the instructions.

Each area has a map with notes on it as well.

I was able to make the maps using Excel. They are a little crude, but work. The location descriptions agree with the waybills. It is important to have consistent names on the maps and waybills.



If you have a topic that I may be able to help with or if you have a clinic you want to present to the region, please let me know. We can set up a webinar to show it. The SER does have Zoom accounts that can be used for presentations, discussions or meetings, should the need arise. I am also looking for topics and presenters for more Webinars.



Please let me know at [vze5crrw1@outlook.com](mailto:vze5crrw1@outlook.com) if you would like to present one or know someone that would.

Enjoy life and take care. **SER**



# BLUE OX TRAINS

## ROSWELL, GA

*Keeping the Hobby Fun!*



**425 Market Place  
Roswell GA 30075**

Monday - Thursday 10 am - 6 pm  
Friday & Saturday 10 am - 5 pm  
Sunday - Call for Hours



**404-312-6467**

Steve Funsten

email -blueoxtrains@bellsouth.net

Order online 24 hours a day - 365 days year

**WWW.BLUEOXTRAINS.COM**

## Achievement Program

*New Awards in Our Southeastern Region This Quarter*

### Bluff Mountain Division

Model Railroad Engineer  
Civil Certificate

**Jerry LaChapelle**



### Mid South Division

Association Official  
Certificate

**Kenneth Mattern**



### Palmetto Division

Master Builder Cars  
Certificate

**Roberta Dean**



### Steel City Division

Chief Dispatcher  
Certificate

**David R. Whikehart**



Golden Spike Award  
**Michael H. Floyd**





# TRAIN WATCHING PLATFORM

Come enjoy the 40+ trains that come through historic Locust Grove, Georgia each day from our train-watching platform, complete with ample parking, radio scanner, and picnic tables. For more fun, you'll find downtown eateries and antique shops directly across the street!

LOCUST EST. 1893  
GROVE



WHERE EVERYONE IS YOUR NEIGHBOR

Find us on Facebook and TripAdvisor  
[www.locustgrove-ga.gov](http://www.locustgrove-ga.gov)

3840 Highway 42  
Locust Grove, Georgia 30248

For more information, call 770-692-2320 or  
email [cwatts@locustgrove-ga.gov](mailto:cwatts@locustgrove-ga.gov)

# From Your Achievement Program Manager

Tips and Understanding the Achievement Program Regulations by **Randall V. Watson**

In the Summer 2022 issue of the *SouthErneR* Achievement Program (AP) column, the Association Volunteer and Association Official Certificates were covered. Also, a brief explanation of the National Model Railroad Association achievement program and the four categories, along with a list of the eleven Certificates comprising the four categories in the AP. See the Summer 2022 issue of the *SouthErneR* for more information on the categories and eleven Certificates. An even better source is the NMRA website; under the Achievement Program, you will find tons of data on the AP. If you are new to the Achievement Program, I encourage you to check out the NMRA website ([www.nmra.org](http://www.nmra.org).)

One of my long-time friends, Mr. Royal Bruce, who used to live in the Southeastern Region and was a member of my home division, moved to the Sunshine Region. We were discussing the National Model Railroad Association AP. I'm sure quite a few Southeastern Region members have heard that participating in the Achievement Program will make you a better modeler. However, Royal shared with me a more profound version. I quote Royal: "The NMRA Achievement Program helps you to become a more accomplished modeler and a better model railroader by guiding you through a learning process." That is one of the best definitions I have heard of the Achievement Program.

Now to cover another one of the AP Certificates: The **Chief Dispatcher Certificate**. When you hear Chief Dispatcher, what do you think of or what are your thoughts? Would your reply be running trains on your model railroad through rolling hills covered with trees and rocks, a city scene, and industrial buildings along the trackside? On the other hand, would you reply by operating my model railroad prototypically? If your response is to run your model railroad prototypically then the Chief Dispatcher Certificate is definitely for you. However, if you like watching your trains just running through the scenery, I would not recommend this certificate. However, operating your model railroad prototypically, as outlined in the Chief Dispatcher regulations, can be fun, challenging, or sometimes frustrating during an operation session.

## The Advantages of Operating Groups

By joining an Operating Group or starting your own, you have opportunities to gain the experience and time you need to earn the Chief Dispatcher Certificate. In August 2006, I received my Chief Dispatcher Certificate because

I was a member of an active operating group. Some of the members had just started building their model railroad layout. Other members' layouts were near completion, so the group could begin operating sessions. When our Operating Group began, one significant advantage was we rotated each week to a different member's layout for a work session. Members' layouts were completed over time and operating sessions started. That was when the fun began.

## Chief Dispatcher Regulations

**Note:** The regulations have three sections #1, #2 and #3. See (*example A*) on next page.

The regulations written in red, "**To qualify for this certificate, you must:**" which applies to all three sections. Therefore, I would encourage you to read the Regulations and Statement of Qualifications form more than once, even three times, before you begin to complete the Documentation.

**#1.** "Have participated in the operation of a model railroad, either home or club, for not less than fifty hours. A minimum of ten hours each must have been served in three of the five categories listed below, one which must be #5, Dispatcher."

1. Engineer (mainline freight, passenger, or way freight)
2. Yardmaster (or station master)
3. Hostler (or power desk)
4. Towerman (or traffic manager, or roadmaster)
5. Dispatcher

In the regulations, all five categories are described in more detail. Take time to read all of them.

**Note:** I received excellent documentation from Roy Masterson, our current SER President which will be used in this article.

**#2.** "The applicant shall also do the following (please note the use of a computer to accomplish these requirements is acceptable)."

**a.** "Prepare a Schematic drawing of a model railroad layout meeting the operating conditions described in (**#1**) and indicating all pertinent simulated distances."

**Tip:** The Regulations require indicating all pertinent simulated distances on the Schematic drawing. See examples in the Photos below of Milepost markers distances; add these to your Schematic drawing.





**ACHIEVEMENT PROGRAM**  
**CHIEF DISPATCHER**  
**STATEMENT OF QUALIFICATIONS FORM**  
**February 2020** A  
page 1 of 5

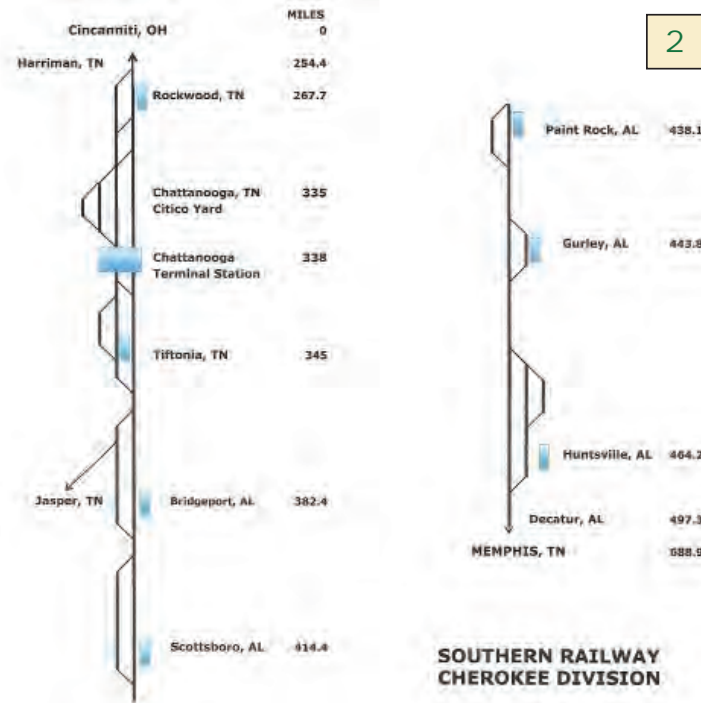
Member's Name: Roy W. MASTERSON NMRA #: 141907 Exp: 4/30/2022  
 Street: 3506 GLENDON DR City: CHATTANOOGA State/Prov: TN  
 ZIP/PC: 37411 Country: USA NMRA Region: SER Division: CHEROKEE  
 Date Submitted: 2/7/2022 E-Mail: RMASTERSON@GPPSFC.COM Phone: 423-272-0334

**To qualify for this certificate, you must:**

1. Must have participated in the operation of one or more model railroads, either home or club, for no less than fifty hours. A minimum of ten hours must be served in each of three of the five categories listed below, one of which must be DISPATCHER. They are: ENGINEER - Mainline, Freight, Passenger or Wayfreight; YARDMASTER, Station Master; HOSTLER, Power Desk; TOWERMAN, Traffic Manager, Road Master; DISPATCHER. This experience shall be accumulated on one or more model railroads having at least two mainline trains plus yard switching in simultaneous operation. Some system of freight and passenger train and car movements, including road switching, shall be used for controlling train activity.
2. The use of a computer to accomplish the following requirements is acceptable. The applicant shall also do the following:
  - a.  Prepare a schematic drawing of a model railroad layout meeting the operating conditions described in Section 1 and indicate all pertinent simulated distances.
  - b.  Develop a timetable appropriate to this model railroad, simulating prototype time and covering a period of eight hours or more, during which time at least three scheduled mainline trains move in each direction.
  - c.  Develop an operating train chart (graph) which interprets the above schedule for timetable operation of the model railroad. Indicate at least one train meet on the schematic drawing required above. Show the position of the train(s) involved and describe the action, giving pertinent time and movement data to effect the meet.
  - d.  Develop or adapt a system of operation for one layout in Section 1 above, including all the necessary forms and explanations of their use for controlling car movements, train make-up and operation in a prototypical manner.
3. Submit a completed Statement of Qualifications (SOQ) which shall include the following:
  - Attachment of the forms and drawings in Requirement 2.
  - Description of the jobs held and an approximation of the number of hours accrued in each position.
  - The signed witnessed Certificate of Operation form showing that all the requirements have been met and that the member requesting certification has operated a model railroad in a prototypical manner.

These requirements can be met on one or more model railroad layouts, either privately owned or club layout(s).


**Note:** Normally, this would be a diagram of one layout you put in your qualifying time - but there is no requirement that it must be. The drawing must be neat and legible, but it does not have to be in ink or generated by a computer. See the examples in 1 and 2.



Westbound - Read Down			Southern Railway Timetable				Eastbound - Read Up		
H-D-401	H-D-503	3	Miles		Station	4	D-H-502	D-H-450	
2:45PM		8:45AM	0	LV	Cincinnati, Oh	AR	1:30AM	3:55PM	
								3	
10:01PM	12:45PM	2:35PM	254.4	AR	Harriman, TN	AR	7:40PM	4:49PM	
10:22PM	1:00PM	3:00PM	267.7	AR	Rockwood	RK	7:15PM	4:33PM	
								8:15AM	
12:15AM	2:30PM	5:00PM	338.0	AR	Chattanooga	LV	5:15PM	3:00PM	
1:15AM	3:00PM	6:00PM		LV	(Citico Yard)	AR	4:15PM	2:00PM	
								6:15AM	
								5:00AM	
1:29AM	3:10PM	6:15PM	345.2	AR	Tiftonia	AR	4:00PM	1:51PM	
								4:30AM	
2:45AM	4:00PM	6:55PM	382.4	AR	Bridgeport, AL	LV	3:15PM	1:02PM	
						AR		2:00AM	
3:40AM	4:45PM	7:30PM	414.5	AR	Scottsboro, AL	AR	2:35PM	12:20PM	
								1:02AM	
4:10AM	5:16PM	7:55PM	438.1	AR	Paint Rock, AL	AR	2:05PM	11:55AM	
								12:22AM	
4:19AM	5:30PM	8:01PM	443.8	AR	Gurley, AL	AR	1:45PM	11:48AM	
								12:13AM	
4:53AM	6:00PM	8:39PM	464.2	AR	Huntsville, AL	AR	1:15PM	11:21AM	
								11:39PM	
5:45AM	6:45PM	9:00PM	497.3	AR	Decatur AL	AR	12:45PM	10:45AM	
								10:43PM	
11:07AM		12:40AM	688.9	AR	Memphis, TN	AR	8:45AM		
								5:15PM	

**c.** "Develop an operating train chart (graph) that interprets the schedule for timetable operation of the railroad. Indicate at least one meet on the schematic drawing required in (B-1). Show the position of the trains involved and describe the actions, giving pertinent time and movement data to affect the meet."

**Note:** Describing what happens in a train meet or meets is one of the most overlooked things often left out of the Chief Dispatcher Certificate Documentation I receive. Even on the Statement of Qualification Form (SOQ), section 2 check box three is a reminder of the documentation you need to submit. See example 4 below and 5 on page 10.



**d.** "Develop or adapt a system of operation for the layout in (#1), including all the necessary forms and explanations for their use for controlling car movements, train make-up, and operation in a prototypical manner."

**Note:** This section of the regulations requires numerous pieces of documentation that are necessary to be submitted. In the examples, only some of Roy's documentation were used. For example, I used only one Crew Order, there was one for each train. Also, the Cover for the Car Cards and Car Cards were on for each train.

Which system of operation you develop or adapt, car cards, train orders, switch list, or some other commercial software, be sure to include all the forms you use. Also, take note of the regulations in section #2 documentation in the last paragraph; read this carefully. It covers club or home operating groups applying for the Chief Dispatcher Certificate that can use copies of **some** paperwork. See a few partial examples 6, 7 and 8 on pages 10 and 11.

TRAIN MEETS

As shown on the string diagram there are four train meets that have been identified. Except for passenger trains, freight trains heading South or West have superiority over North or East bound trains (inferior) within the Cherokee Division. Passenger trains have priority over freight trains within the Cherokee Division regardless of the direction of travel. But westbound passenger trains have superiority over eastbound passenger trains.

At meeting points, the inferior train must take the siding and clear the main. If necessary, the inferior train may have to back into a siding to clear the main.

TRAIN MEET #1 02:30 AM

D-H-450 is an eastbound grain train on Main 2 in double track territory between Scottsboro and Bridgeport Alabama. The Dispatcher has scheduled a train meet at MP400.5. D-H-450 is instructed to hold West and clear of the switch where Main 2 rejoins Main 1. H-D-401 is a west bound coal train occupying Main 1 and enroute to Memphis and will proceed at normal track speed. Once H-D-401 is past the Dispatcher will give D-H-450 permission to proceed.

TRAIN MEET #2 14:30 PM

H-D-503 is a westbound mixed freight on the arrival track in Citico Yard where the yard crew is pulling a block of cars and adding new cars to the train. D-H-502 is an eastbound freight train and has been instructed by the Yardmaster to wait on the freight main West of the Yard Limit. H-D-503 cross over to the passenger main and proceed to Memphis. After H-D-503 clears the yard and heading West the D-H-502 will be instructed to enter the yard and stop on the arrival track.

TRAIN MEET #3 14:30 PM

H-D-503 is a westbound mixed freight instructed to hold on the freight main short of the switch at MP 343.5 in Tiftonia, TN and east of the Tennessee River bridge. SOU 4 is an eastbound passenger train and after crossing the Tennessee River will enter the Passenger Main in Tiftonia and perform a station stop at the depot. H-D-503 will be instructed to proceed after the passenger train has cleared the switch.

TRAIN MEET #4 17:00 PM

SOU 4 is a eastbound passenger train that has been instructed to cross over to the freight main at MP 340.5 from the passenger main and proceed to the passenger station in Chattanooga holding the freight main at the station. SOU 3 is a westbound passenger train from Cincinnati, Ohio and is occupying the passenger main at the station. After SOU 4 arrives the SOU 3 can proceed west on the passenger main per the timetable.

**#3. Statement of Qualification -** “The applicant must submit a completed Statement of Qualification (SOQ) (PDF file if possible) which shall include the following.”

1. The forms and drawings meeting the requirements in #2.
2. Description of the jobs and number of hours in each.
3. The signed witnessed “Certification of Operation” shows that all the requirements have been met, and the applicant has operated a model railroad in a prototypically manner.

The Chief Dispatcher SOQ Form (“A” on page 9) contains five (5) pages. Let’s look at each page.

**Page #1** Top Part - Member’s Name, Address, NMRA Number, Expiration Date, etc. I refer to it as housekeeping. Complete all blanks, and **please print legibly**.

**Note:** Above section one it states – **To qualify for this Certificate, you must:**

**1:** Must have participated in operating one or more model railroads, either home or club, for no less than fifty hours. A minimum of ten hours must be served in three (3) of the five categories listed, one of which **must be DISPATCHER**. You may have more than ten (10) hours in the three categories; that is to say, the remainder of twenty (20) hours can be in the three categories or any of the other categories, your choice. Accumulating time on more than one model railroad is acceptable, having at least two mainline trains plus yard switching in simultaneous operation. Some freight and passenger train systems, car movements, and road switching can control train activity.

**2:** The use of a computer to accomplish the following re-

OPERATING INFORMATION

Roy Masterson, Superintendent

The Southern Railway – Cherokee Division is an HO scale double-deck point-to-point layout with a 230' mainline that was built for operations. The layout is set in the 1970's and occupies 3 rooms of my basement. Trains run from Harriman, Tennessee to Decatur, Alabama. There are 7 staging tracks in Harriman and Decatur and towns on the layout are towns on the prototypical Southern Railway between the two destinations. Photos of all the towns on the Cherokee Division are included along with a drawing of the railroad. The track plan includes industries for switching (red) and non-rail served buildings (black). A double track helix is located halfway between the staging yards of Harriman and Decatur.

The layout is built along the walls and bench work is 13" to 36" deep. The lower level is 38" high and the up level is 53" high. Mainline radius is generally 36" with a few curves with a tighter radius. Turnouts are #5 or #6 PECO Electrofrog. Track is code 83, but the staging yards and the helix are code 100. Maximum grade in the 4.5 turn helix is 1.5%. The outside radius in the helix is 35.5" and the inside radius is 33.5". Each side of the helix contains 50' of track creating a very long passing track. One interesting feature of the helix is that the town of Scottsboro is located on the top of the helix and has a major industry and a team track. A switcher is stationed on a drill track. When a dispatcher (located in the helix) is on duty they must pull and spot cars along with dispatching duties. Located inside the bottom of the helix is a reversing loop from Bridgeport that can be used to turn trains or spot cars during switching.

Southern Railway - Cherokee Division				January 9, 2022		
Train Schedule				Dispatcher:		
				Citico Yardmaster:		
TRAIN No.	ORIGIN	DESTINATION	INSTRUCTIONS	Locomotive	CREW	TIME
Alabama-Turn	Citico Yard	Citico Yard	Switch Paint Rock & Gurley	TC 82		
X-EAST-1	Huntsville CS	Citico Yard	Return Refurbished Cars/Locomotives for Distribution	SOU 3125		
Vulcan Turn	Harriman - 1	Harriman - 1	Bridgeport Vulcan Turn	SOU 202		
Huntsville Turn	Harriman - 7	Harriman - 7	Switch Huntsville - Stops at Citico Yard - Both ways	SOU 5051		
D-H-865	Decatur - 6	Harriman - 6	Mixed Freight - Stops at Citico Yard - Drop/add cars	SOU 3224		
Central Soya Turn	Decatur - 1	Decatur - 1	Tiftonia Switch Central Soya Turn	SOU 2735		
Bridgeport Turn	Decatur - 7	Decatur - 7	Switch Bridgeport & Widows Creek	GE 607		
Rockwood Turn	Citico Yard	Rockwood	Rockwood Switcher - 1st Shift	TC 80		
Tiftonia Turn	Citico Yard	Tiftonia	Tiftonia Switcher - 1st Shift	SOU 8202		
H-D-664	Harriman - 6	Decatur - 6	Mixed Freight - Stops at Citico Yard - Drop/add cars	SOU 3317		
H-D-28B	Harriman - 2	Decatur - 2	Switch Scottsboro	SOU 4219		
SOU 3	Harriman - 3	Decatur - 3	Passenger Train	SOU 8912		

No Rule
1 If the Dispatcher is not on duty, consult with Superintendent for permission to move, clearance to next check point and need to occupy main.
2 To acquire locomotives enter the locomotive number on NCE throttle and press "Select". DCC address is same as road number on locomotive. Consist number is highest numbered locomotive. For engines with sound please select 8 on throttle to start primemover and 0 to turn on lights.
3 Consult the Superintendent on all issues that need immediate attention (track, electrical, motive power, etc).
4 After use by Conductor, all turnouts shall be aligned to the main.
5 Air brake test should be simulated by stretching out coupler slack and verifying all locomotives and cars are fully coupled. Any failure to remain coupled should be "bad-ordered" and cut out of train prior to departing.
6 Where refueling is required by train order, a stay of 5 minutes per locomotive is required at the applicable refueling station
7 Backing moves require caboose for brakeman to view all switches and crossings.
8 All movements within Yard Limits shall be at restricted speed (20 MPH) maximum.
9 Conductor shall obtain permission to enter Yard from Yardmaster, prior to proceeding into Yard (Limits)
10 HazMat cars in Trains should be separated from consist and from caboose by one other type car.
11 All Trains that need to use any portion of Mainline shall obtain Warrant from Dispatcher prior to departing

requirements is acceptable. The applicant shall also do the following:

Four (4) checkboxes are used to ensure you have all the Documentation required in the Chief Dispatcher Regulation. Therefore, be sure you supply everything needed per the Regulations.

**Note:** Be sure you read the regulations and checkboxes more than once.

**3:** Submit a completed Statement of Qualifications (SOQ) which include the following: They are three (3) checkboxes in this section to use as a reference. Read each one carefully to ensure you supply everything needed.

**Page #2** Job Descriptions of all ten (10) categories you can accumulate time (example B).

Review each title and job description on page #2 before completing the form on page #3 to ensure you have all the necessary time in the category in which you operated.

**Page #3** Record of Operation – Summary

“The undersigned witnesses (any NMRA member can be a witness) certify that the Dispatcher options shown below have been earned on one or more model railroads for a

Tiftonia Crew Orders
Local crew will pull 1st shift cars for delivery to Citico Yard
<b>Note:</b> Central Soya is worked by a train from Decatur.
Contact Dispatcher for track and time on main tracks while performing setouts and pickups.
Contact dispatcher and request permission to deliver cars to Citico Yard. Contact Yardmaster for track assignment.
Return to Tiftonia and set out inbound cars.
Local crew will pull 2nd shift cars and follow above procedures

FM LN 23054

LP Paint Rock 1
To: Paintrock, AL Paintrock Pulpwood Co. From: Harriman, TN Harriman Yard Contents: MTY
VMA280

FORM 19	
<b>Southern #4 Royal Palm</b>	
<b>Departs Decatur Track 3</b>	
<b>Passenger Train</b>	
<b>5 minute station stop: Scottsboro Chattanooga</b>	
<b>Arrives Harriman Track 3</b>	
2	



Sample of a train card pack.

**Save the Date!**  
**Central Railway Museum's**  
  
**Model Train Expo 2023**

**Fri – Feb 17<sup>th</sup> 12:00 – 6:00 pm**  
**Sat – Feb 18<sup>th</sup> 9:00 – 3:00 pm**

**Rock Springs Church – Impact Center**  
**207 Rock Springs Road**  
**Easley, South Carolina 29642**

Admission \$8.00 Adults  
 Under 10 **Free** with adult  
 Admission good both days

Operating Model Railroads  
 KidZone  
 with Thomas & Brio  
 150+ Dealer Tables



**COMPLETE INFO AT: [WWW.CRMHA.ORG](http://WWW.CRMHA.ORG)**  
 Contact Eddy Crowe – (334) 435-2220 [elcrowe53@gmail.com](mailto:elcrowe53@gmail.com)  
 Or Tom Langdale – (803) 960-1246 [tlangdale@lowcountry.com](mailto:tlangdale@lowcountry.com)



Don't Miss the 2022

20<sup>TH</sup> ANNIVERSARY

PIEDMONT PILGRIMAGE

See great Home Model Railroads open to the public at No Charge.  
 Weekends, October 22 thru November 20.

For more information, go to  
[www.piedmontpilgrimage.com](http://www.piedmontpilgrimage.com)



"We're all about Model Trains!"

minimum of 50 actual operating hours by the above-named NMRA member and have been personally observed by the witness(es) approved by the Division AP Chair." (example C)

**JOBS WITNESSED** - List hours served in each category, Dates (From-To). The last section provides the witness's name, signature, and NMRA number.

B

### ACHIEVEMENT PROGRAM CHIEF DISPATCHER STATEMENT OF QUALIFICATIONS FORM February 2020

page 2 of 5

**A.1 - ENGINEER; PASSENGER OR FREIGHT** shall run his or her train in a manner that simulates the prototype, following the rules of the model railroad being used, operating according to the signal system (if present) or by direct instruction of the Dispatcher.

**A.2 - WAYFREIGHT ENGINEER** will meet the requirements of Mainline Engineer. In addition, he or she shall perform all required switching with approval from the Dispatcher in a manner to not adversely affect the overall railroad schedule or operations.

**B.1 - YARDMASTER** runs the freight yard. He or she makes up trains with the appropriate cars in the desired numbers to have trains ready when the timetable or Dispatcher requires them. Generally, the Yardmaster operates the switch engine but in a large yard could direct several yard engineers.

**B.2 - STATIONMASTER** is in charge of the passenger station and all passenger switching. He or she makes up trains with the appropriate consists so the trains are ready when the timetable and Dispatcher requires them. Terminating trains are broken down appropriately and the cars serviced and stored as needed. Through train switching is accomplished.

**C.1 - HOSTLER** shall run the engine facilities. He or she shall have each locomotive facing the correct direction, double headed or lashed up, ready for the Engineer to easily leave the engine area. Service to the locomotives shall be simulated. Returning locomotives are placed in their appropriate stalls or tracks. On layouts with advanced control systems, the Hostler can handle the assignment of locomotives to the appropriate Engineer's throttle.

**C.2 - POWER DESK** decides what is the correct motive power for each train and assigns throttle control to the motive power. When the assignment is finished, he or she returns the control of that motive power back to the Hostler throttle or to off.

**D.1 - TOWERMAN** operates one or more towers (control panels) on a layout. He or she sets up the appropriate route at the correct time under the direction of the timetable or Dispatcher. He or she reports train passings to the Dispatcher if required.

**D.2 - TRAFFIC MANAGER** determines which cars go and come from each industry, and the amount and location of traffic. He or she specifies the route and may create a computer program to do this automatically.

**D.3 - ROAD MASTER** is the operating session trouble-shooter and makes repairs. He or she keeps things moving smoothly. He or she can take track in and out of service.

**E. DISPATCHER** coordinates all train movements, either by sequence, timetable and fast clock or other operating system.

C

### ACHIEVEMENT PROGRAM CHIEF DISPATCHER STATEMENT OF QUALIFICATIONS FORM February 2020

page 3 of 5

**RECORD OF OPERATIONS - SUMMARY**

The undersigned witnesses (any NMRA member can be a witness) certify that the Dispatcher options shown below have been earned on one or more model railroads for a minimum of 50 actual operating hours by the above named NMRA member and have been personally observed by the witness(es) approved by the Division AP Chair.

Member's Name: Roy W. Masterson NMRA #: 141567 Exp. 4/30/2022

**JOBS WITNESSED**

TITLE	JOB	HOURS SERVED	DATES (FROM-TO)
A. ENGINEER	A.1 Mainline Freight or Passenger	28	6/17/2016 11/19/2016
	A.2 Wayfreight	17	6/17/2016 10/28/2016
B. MASTER	B.1 Yard Master	30	8/7/16 11/27/16
	B.2 Station Master	6	4/7/2016 5/17/2016
C. HOSTLER	C.1 Hostler		
	C.2 Power Desk		
D. TOWERMAN	D.1 Towerman		
	D.2 Traffic Manager		
	D.3 Road Master		
E. DISPATCHER (Mandatory)	E. Dispatcher	12	4/11/2016 12/2/2016

WITNESS NAME(S) FOR SUMMARY	SIGNATURE	NMRA #
<u>Mark McAvistel</u>	<u>Mark McAvistel</u>	<u>051733</u>
<u>Dale Bryant</u>	<u>Dale Bryant</u>	<u>093119</u>

D

### ACHIEVEMENT PROGRAM CHIEF DISPATCHER STATEMENT OF QUALIFICATIONS FORM May 2006

page 4 of 5

Member's Name: Roy W. Masterson NMRA #: 141907 Exp. 04/30/2022

Record of Activities		Identify Job description by inserting A, B, C, D or E (see previous form) in the Job column.		
Railroad Name	Job	Date	Hours	Verified By
Norfolk & Western Railway	A1	6/17/16	2	Thomastown
	A2	6/17/16	1	Thomastown
	A1	9/2/16	2	Thomastown
	A2	9/2/16	1	Thomastown
	A2	10/1/16	3	Thomastown
Chicago Denver & Pacific	A1	10/1/16	3	Thomastown
	A1	1/4/16	6	John H. Brown
	A2	2/11/16	6	John H. Brown
	B2	3/7/16	6	John H. Brown
Blue City Southern	B1	4/8/16	6	John H. Brown
	B2	5/2/16	6	John H. Brown
	A1	1/9/16	3	John H. Brown
	A2	3/12/16	3	John H. Brown
APP Rosville Division	B1	4/7/16	3	John H. Brown
	B2	5/14/16	3	John H. Brown
	E	6/11/16	3	John H. Brown
	E	7/8/16	3	John H. Brown
	A2	8/12/16	3	John H. Brown
	B1	11/28/15	3	John H. Brown
	B1	12/12/15	3	John H. Brown
	A2	1/10/16	3	John H. Brown
	A2	9/25/16	3	John H. Brown
	A2	10/28/16	3	John H. Brown
Louisville Southern	E	11/11/16	3	John H. Brown
	B1	4/8/16	3	John H. Brown
Holston Valley	A1	11/19/16	3	John H. Brown
	A3	11/19/16	3	John H. Brown
M&T	B1	11/19/16	3	John H. Brown
	B1	11/19/16	3	John H. Brown
L&N Southern	E	12/1/16	3	John H. Brown
	E	12/1/16	3	John H. Brown
<b>TOTAL</b>			<b>93</b>	

E

### ACHIEVEMENT PROGRAM CHIEF DISPATCHER STATEMENT OF QUALIFICATIONS FORM February 2020

page 5 of 5

**Member's Statement and Agreement:**  
I certify that I have completed all of the requirements for this Certificate of Achievement as listed above and that I will agree to assist other members in this subject whenever possible, whether or not they are participants in the Achievement Program.

NAME: Roy W. Masterson SIGNATURE: Roy W. Masterson Date: 2/7/2022

**Certification of Region Achievement Program Chair**  
As the NMRA Region Achievement Program Chair of the SER, I certify that I have examined this SOQ and, having compared it to the stated requirements for this certificate, I am satisfied that the stated requirements have been met.

NAME: RANDALL V. WATSON SIGNATURE: Randall V. Watson Date: 2-12-2022

Region Cert #: 733

**Approval by AP National Executive Vice-Chair**  
NAME: \_\_\_\_\_ SIGNATURE: \_\_\_\_\_ Date: \_\_\_\_\_

**Page #4 Record of Activities** – completing each of the five (5) columns during any operating session will more efficiently record the hours spent on all your sessions. **Again, remember to take the form with you (example D).**

**Page #5 Member's Statement and Agreement** – **Name** (print name), **Signature** (sign your name), **Date** (Date submitting SOQ Form) (example E).

**Certification of Region Achievement Program Chair** – This section is completed by the Region AP Chair.

**Approval by AP National Executive Chair** – Last part is for National.

In the Winter issue of the *SouthErneR*, I will cover the Model Railroad Engineer-Electrical AP Certificate. I hope these articles help those members currently involved in the AP program and encourage those not involved to start working on the Achievement Program.

Until next time. **SER**

# Music City Mini Meet



**It's NOT music  
It's Model Railroading**

Details at [www.hansmanns.org/mini-meet](http://www.hansmanns.org/mini-meet)

**Save the Date!**  
**Saturday - October 8**  
**Lane Agri-Park**  
**Murfreesboro, TN**  
**Easy access from I-24**  
**The \$5 cost is the best  
hobby deal around!**

Auditorium in the Rutherford County  
Agricultural building of the Lane Agri-Park.

## Presentations

John Wark: Something's interesting on the NC&StL  
Tennessee T-Trak: T-Trak modular model Railroad  
Walt Liles: Georgia Port Authority  
Mason Mega Rail Project  
Tom Schmidt: Northeastern Steam images  
of the 1930s & 40s  
Larry Smith: Researching and Modeling  
the Strates Carnival Train

**You are encouraged to bring  
recent projects for the  
Model Display room.  
AP judging will be available.**



## MER CONVENTION IN CHARLOTTE, NC OCTOBER 20-23



<http://carolinasouthern.org/MER2022.html>



**LOOK SOUTH IN 2022**

## CHOOSE YOUR FAVORITE ACTIVITIES

FULL CLINIC SCHEDULE

THREE SPECIAL TOURS

NC Transportation Museum

Unifour Tour – Six layouts and Narrow-Gauge Museum

Lionel Headquarters Tour

OPERATING SESSIONS

LAYOUT TOURS

HOTEL LAYOUTS IN O, S, HO, N and Z scales.

MODEL CONTEST

CONVENTION GENERAL STORE

SHANE WILSON, SCALE TRAINS PRESIDENT, BANQUET

**REGISTER TODAY! ON-LINE REGISTRATION CLOSING OCT 6<sup>TH</sup>**

[https://mer-nmra.com/mer\\_convention\\_2022/](https://mer-nmra.com/mer_convention_2022/)

# N-Scale Enthusiast N-Scale National Convention 2022

## by Ed Tougaw - Cherokee Division

The 2022 N-Scale Enthusiast National N-Scale Convention was held at the Sheraton Music City in Nashville, TN from June 14 through June 19. Among those attending were approximately 640 enthusiasts of N-Scale from the USA and four other countries. The six-day convention was packed with activities for the attending N-Scalers and their families. While it was based at the Sheraton Music City, there were several activities off site. These included a bus ride to the Tennessee Valley Rail Museum in Chattanooga for a rail excursion, two days of local layout tours, and non-rail-road events including trips to the Musicians Hall of Fame, Lane Motor Museum, and a dinner cruise on the General Jackson Showboat.

Dick Ollendorf, one of the Co-Chairs of the event, took a few minutes from his busy schedule to give me some background and statistics of this year's convention. It is a "Traveling Convention" taking place in different locations with the site selection and planning process occurring years before the actual event. The search, interview, selection of the hotel can occur two to three years prior to the convention. Planning for this convention started in 2018 with the original planned date of 2020, unfortunately pandemic concerns caused it to be delayed until 2022.

This was the 28<sup>th</sup> National Convention dedicated to N-Scale sponsored by this group. It has been an annual event missing only the COVID years of 2020 and 2021. The first convention was held in 1992 and sponsored by N-Scale Collectors, the predecessor of the current organization, N-Scale Enthusiasts. The 2023 N-Scale Enthusiast National N-Scale Convention will be held In Reno, Nevada.

Dick emphasized that successful planning, preparation, and execution of an event like this requires the contributions of many other organizations and individuals. Volunteers are heavily relied upon, with local individuals and clubs utilized as "Go To" resources. People in the N-Rail organization and clubs are welcomed as part of the process. He emphasized that a motivating factor is the "People want to get together" and a lot of effort went into making this a family friendly event. The range of activities offered was the result of this goal.

Dick mentioned that the NSE Committee and directors learn something from every convention. One lesson learned this year was the need to improve communication on excursions when multiple vehicles are involved.

During the bus ride to Chattanooga, the air conditioning failed on one bus and there was no established means of notifying the other buses. Future multi-vehicle excursions will have a cell phone equipped guide on each vehicle tasked with communicating with the other vehicles in an emergency. This kind of analysis and corrective action serves to improve an already outstanding event.

### **Tuesday June 14 - TVRM Excursion and Tour sponsored by ScaleTrains**

I was not able to attend this event, but according to my covert source, identified only as Ernest T. Bass, three buses containing about 170 N-Scale Enthusiasts arrived at the Tennessee Valley Rail Museum in Chattanooga at about 10:30am on Tuesday June 14.

Upon arrival they were greeted by Shane Wilson, President of ScaleTrains and his loyal crew. After a few words of welcome Shane announced the newest locomotive release in their Rivet Counter line, an EMD SD40-2.

Samples were on hand for everyone to view. These are beautifully detailed and packed with features. It looks like our friends at ScaleTrains have hit it out of the park again with this locomotive.

Next all attendees enjoyed a box lunch and had a chance to visit the TVRM model railroad under construction by the Tennessee Valley Model Railroaders, inc. Then it was "All Aboard" the Missionary Ridge Local pulled by the historic 2-8-2, SRR #4501 for the trip to the East Chattanooga Station and the TVRM back shops.

On the way a photo run-by was conducted, followed by a pass through a pre-Civil War tunnel that was dedicated in 1859. Upon arrival at East Chattanooga, they were able to see 4501 rotated 180 degrees on the turntable. Immediately after this, the N-Scalers toured the TVRM back shop where they were able to observe some of TVRM's active projects. Then it was time to reboard the local and return to TVRM Grand Junction to load on the buses for the trip back to Nashville.

Thanks again to Shane and all the others at ScaleTrains for sponsoring another great event!

### **Wednesday June 15 - Home Layout Tours #1 and Registration.**

Another event I wasn't able to attend, but I understand the home layout tours were structured with a total of five layouts to be viewed. Each day would have designated layouts and there would be a morning tour and an afternoon tour of that selection. Two layouts would be visited on Wednesday and three would be viewed on Friday.

Registration went from 1:30pm to 5:30pm and included check-in for both the Live Auction and the Model Contest. The day closed out with a Welcome Reception sponsored by Micro-Trains Line. This gathering was also the N-Scale Enthusiast (NSE) members meeting.

### **Thursday June 16 - Museum tours, Modular layout set-up, Model Contest Viewing, and Live Auction**

At last, an event I was able to attend. Three spectacular modular layouts were set-up, one for each of the N Trak, T-Trak and FreeMoN standards (#1, #2 & #3). These layouts filled two large conference rooms (N Trak and T-Trak) and the main entrance foyer (FreeMoN). Together these layouts contained over 260 modules ranging from



1



2



3

the whimsical to scale representations of actual places/eras and everything in between. I saw a dragon on a castle, a Star Wars theme park in the woods, Godzilla and King Kong facing off, the St. Louis Arch, and some of the absolute best scenery work I've ever witnessed on all three types of modules. Great modeling by all involved. Some of my favorites were a 3D printed and fully lighted coal loader on an N Trak module (#4), a T-Trak module of the New River Valley (#5),



4



5

and two FreeMoN modules, one with a bridge and water scene (#6) and the other an Appalachian River Valley (#7)



6



7

scene. Wonderful work by all parties involved.

All modular layouts were attractively presented, and trains were reliably operated from late Thursday afternoon, all day Friday, until late tear down Saturday afternoon. All of us who have done public shows know what an achievement that is to successfully accomplish. Congratulations to all involved.

Model contest viewing was available from 4:30 to 5:30. Live Auction item viewing was from 5:00pm to 6:00pm followed by the actual Live Auction beginning at 6:30pm.

Non-model railroading activities on this day included a Trip to the Musicians Hall of Fame and the Lane Motor Museum. All in all, it was a great day with so much to do for all participants.

### Friday June 17 - Home layout tours, operating Hotel layouts, Swap-A-Rama, Clinics, Model Contest Viewing and Voting, Public Train Show, and General Jackson Showboat.

Wow. What a Day! There was so much to do for the model railroaders. Having my N Trak Module included in a layout at a National Convention and being able run one of my steam locomotives on the layout fulfilled a personal bucket list item for me. I extend a sincere and heartfelt "Thank you" to the Nashville and Georgia N Trak Clubs for making that possible. This type of fellowship is one of the major rewards of this hobby. A side note about my module; two N-Scale dinosaurs were hiding on "Mud Holler."

The Swap-A-Rama was huge. Multiple major manufacturers were represented including but not limited to: ScaleTrains, Micro-Trains-Line, Kato, Intermountain and Broadway Limited Imports. Following the announcement from ScaleTrains at TVRM on Tuesday, Fox Valley displayed its product as part of the ScaleTrains booth. The attendee only Swap-A Rama was scheduled from 9 am till Noon and followed by a Public Show from Noon till 4 pm. (#8 & #9) The turnout for these events was fantastic and







many modelers went home with treasures and special finds. My prizes included a mid-50's fire truck kit and a couple of SRR cabooses. Thanks to all the vendors and manufacturers who presented.

As mentioned above, all three hotel layouts were available for viewing/operating and were well received. There were a wonderful and varied selection of trains operating on the layouts, and many owners/club members were present to discuss their modules and trains. I've been an N Trak modeler for several years and never really understood the attraction of T-Trak and FreeMoN formats. While I'm not ready to move away from the N Trak standard, I am very impressed with the potential shown by the other two standards.

Today there were six clinics scheduled in one-hour blocks between 10 am and 4 pm with a one hour break for lunch. They covered a variety of subjects ranging from scenery, lighting, operations and manufacturing. I attended two:

One on modeling Paper and Pulp Mills, and another on what it takes to identify, plan, schedule and produce a piece of rolling stock. The ones I selected were well presented and well attended.

The Model Contest entries were available for viewing and voting between 9 am and 4 pm. There were 37 entries in 9 different categories covering motive power, rolling



stock, vehicles, and diorama. I was impressed by the range of items modeled and the amount of time and effort invested in the majority of entries. My favorites included a Camel back 0-8-0 (#10) and a most impressive model of the complete Rexall Train of 1936. Unfortunately I have not been able to find out the winners of the different categories, but all entrants should be proud of participating in this event and being able to showcase their skills and dedication.

The final event on Friday was a cruise on the Cumberland River aboard the General Jackson Showboat. This cruise included stunning views, a delicious meal, and "toe-tapping" entertainment.



### Saturday June 18, Operating Hotel Layouts, Public Show, more Clinics, and the Convention Banquet

This was the final opportunity to operate on the Hotel Layouts, attend clinics, and haggle for that last bargain at the Public Show. There were six more clinics scheduled from 10 am to 3 pm. A variety of sessions included: Building a spline car kit, teaching skills to the next generation, Wi-Fi throttles, Layout detailing, and Operations. I attended three: Wi-Fi Throttles, Detailing, and Operations. Like yesterday I found them to be informative, well presented and well attended. Then it was time to make one more pass through the Public Show and head over to the N Trak layout and run a final train before teardown.

The final event on Saturday evening was the Convention Banquet and Awards. Pressing personal business prevented me from attending this event.

### Sunday June 19, Manufacturer's Breakfast

The last event of the convention was a Manufacturer's Breakfast hosted by ScaleTrains. It was an opportunity for manufacturers to make announcements about their latest products and other development news from the leaders in N-Scale model railroading. Again, commitments prevented me from attending this event.

### The end of the track

After being an N-Scale Modeler for 45 years, this was the first time I have been able to attend a convention/conference dedicated to N-Scale. It was an experience that I will always remember in a positive manner. It was well organized with a variety of subjects and activities. Thanks to NSE and the committee who planned it, the volunteers who provided the muscle to make it happen, and to Shane Wilson and the folks at ScaleTrains for their ongoing support of this great hobby. A special thanks Craig Barrow, a valued friend and my event roommate who had to tolerate me. And finally, thanks to my wife, Ellen, who understands you never outgrow your need for trains. [SER](#)

# Making a Small Photo Booth

## by Peter Banks

face and the third face up under them for drilling and assembly. (#4)

Using your drill, with a 1/8" bit, drill one hole on the top canvas (on 16"



8

When complete, it opens to a three-sided photo booth. You can use it to take pictures in it or as a small display board for pictures, or as a supporting background effect (#9).

This all got started when I started to work on my AP Achievement for Author. After reading several articles and the requirements for this next step, I realized that I needed an easy way to take pictures.

They would have to be as clear and definitive as is possible. That led me to the creation of a photo booth. I wanted it to be easy to store and large enough to mask any unwanted background effects, as well as small.

The tools needed were a small drill, a set of drill bits, a screwdriver and pencil.




1

As a result of my search, I went to Hobby Lobby and there I found art canvas

16"x 20" and white fabric (#1). You can

get them at any art supply store. In Home Depot, I got flat hinges (1 package of 2 hinges), the type used on folding table legs (#2).



2

After removing the packaging, I drilled the pivot rivet out (#3) of each hinge, using your drill with a 3/16" bit place,




3

next on one set of hinge sides drill the dimple closest to the opposite end and on the others drill the dimples furthest from the end.


Please notice, I've included 8-washers to be placed between the hinges and the canvas when assembled.

Next, I placed two canvases face to

side) on both ends, 4 3/4" from the left side corner (#5) and one hole on the right side of the middle




4



5

canvas 4 3/4" from each the corner of the canvas (#6).



6


Next drill a 1/8" hole in each of the four corners 3/8" from the corner (#7).



7

The bottom canvas is the center of the booth, and the other two canvas are the sides.

Now use the screws provided and place the hinge halves with pivot holes in the bottom canvas (ensuring you have matching halves for both ends). Next connect the left side hinge halves to the 4 3/4" hole that lines up with the drilled dimple hole and use the other hinge halves for the other side next turn the stack around and attach the hinge halves in the same manner. Picture (#8) will help you if you are confused.



9

The white fabric is used under the booth to ensure a totally consistent color background and to block a stray light ray from interfering with taking a picture. I used LED lights for back lighting, they can be clipped to the hinges to give back lighting.


You can try several lighting aspects to get the results you want. I've had good and bad results with my pictures. I've been advised to take numerous pictures to ensure you get a favorable shot at the angle and lighting effect that you want. **SER**



### Train Installations

Model railroads for home or business  
Overhead-Garden-Tabletop  
David Bennett  
770-597-0038  
dave@traininstallations.com  
www.traininstallations.com

**Jim Brown**  
President & Chief  
Gandy Dancer



### PS & NE RAILROAD

Santa Fe - Union Pacific  
*The North Lake Line*

4563 Tifton Court  
Powder Springs, GA 30127

470-532-5241  
jbrownvt@aol.com

## Buy now while supply lasts!

SER has a limited number of Accurail HO scale 47' ACFX 4650 cu. ft. covered hopper kits lettered for ENGELHARD remaining.

This injection molded car is offered in one road number, featuring plastic wheelsets, Kadee compatible Accumate Couplers and separate brake detail. Detailed step by step directions included for quick assembly.

Orders of two or more cars include a free easy-to-install replacement Decal Set of TWELVE (12) different numbers plus END numbers. **This is a \$4.00 value -- FREE.**

Cars are **NOW AVAILABLE at \$10.00 each**, plus shipping of \$8.00 for one car. Add \$1.00 shipping for each additional car. Check or money order payable to: **SER-NMRA**

Mail to: Region Car Project  
%Randall Watson  
730 Morning Creek Ln  
Suwanee GA 30024

## Buy now while supply lasts!

SER has a limited number of Accurail HO scale 47' ACFX 4650 cu. ft. covered hopper kits lettered for ENGELHARD remaining.

This injection molded car is offered in one road number, featuring plastic wheelsets, Kadee compatible Accumate Couplers and separate brake detail. Detailed step by step directions included for quick assembly.

Orders of two or more cars include a free easy-to-install replacement Decal Set of TWELVE (12) different numbers plus END numbers. **This is a \$4.00 value -- FREE.**

**Huge Price Reduction!**  
**Now \$10.00!**



**Central Railway Museum Presents**  
**Model Train Expo 2023**

Fri – Feb 17<sup>th</sup> 12:00 – 6:00 pm  
Sat – Feb 18<sup>th</sup> 9:00 – 3:00 pm

Adults \$8.00 Children **FREE**

207 Rock Springs Rd  
Easley SC, 29642

Eddy Crowe – (334) 435-2220  
[elcraue53@gmail.com](mailto:elcraue53@gmail.com)

[www.crmha.org](http://www.crmha.org)

**TALL TREES**  
**LUMBER CO.**

**ROBERT & BRIAN HUNT**  
**MARIETTA, GA**

Tom Banks  
General Manager

**North South Railroad**  
N Scale Model Railroad  
Atlanta to Cincinnati

8042 Autumn Woods Dr • Jonesboro, GA 30236 • 770-477-1480

**GREENVILLE OHIO RAILROAD** GO with the G&O!

802 Mountain View Court  
Greer, SC 29651  
864-325-0755  
Jack Varadi  
Superintendent  
[JackVaradi@yahoo.com](mailto:JackVaradi@yahoo.com)

**DEADLINES**

November 15 - Winter  
February 15 - Spring  
May 15 - Summer  
August 15 - Fall

Issues are mailed approximately 5 weeks following these deadlines

**ALL ABOARD!**  
**THE 2023**  
**PIEDMONT DIVISION**  
**25<sup>th</sup>**  
**ANNIVERSARY**  
**MODEL TRAIN SHOW**

**March 11 & 12**  
**Saturday 10-5, Sunday 10-4**

**The Clarence Brown Conference Center**  
5450 GA Hwy 20 – Cartersville, Georgia  
Easy access from Hwy 41 and 75.  
A Courtyard by Marriott hotel is adjacent to the Conference Center.

**Operating Model Railroads to Enjoy,**  
**150 Tables of Model Train Dealers,**  
**“White Elephant” tables**

**Admission is just \$10 per Person**  
**Kids 9 and Under are Free!**  
**FREE PARKING**

**CELEBRATING 25 YEARS OF QUALITY MODEL TRAIN SHOWS!**

Sponsored by the Piedmont Division  
of the National Model Railroad Association  
[www.themodeltrainshow.com](http://www.themodeltrainshow.com)  
[www.piedmont-div.org](http://www.piedmont-div.org)



# Southeastern Region Division News



## Division 11 - Cumberland

Eric Hansmann ~ [eric@hansmanns.org](mailto:eric@hansmanns.org)

Our last update missed the SouthErneR (due to this editor's error - Ed), so here's a summary of our activities since March.

Most of our monthly meetings this year have been via the Zoom platform. We meet monthly on the second Saturday at 1:30 pm. Our meetings are open to all modelers to spread the word on our activities.

We enjoyed a May face-to-face meeting gathering at the John Holt Library in Brentwood. It was great to see familiar faces again. We didn't have a presentation but focused on everyone's projects. Thirteen members attended and nineteen models were displayed (photo right). The owners described their work and answered questions.



Additionally, as we went around the room, everyone discussed their latest hobby projects. A few modelers had hit a difficult step and needed suggestions, which the group was happy to offer.

Overall, our monthly attendance has varied from twelve to seventeen modelers. A short business segment opens the meetings before we move on to a presentation and wrap up with a Show & Tell session. Our presentations have varied from layout design and operations, NMRA Achievement Program details, creating a PowerPoint presentation and photo editing, exploring the NMRA website, and more.

Members have shared many model and layout photos for Show & Tell during our Zoom sessions. These presentations become mini clinics as the owner discusses their work and answers questions. We consistently have three to four participants sharing some great modeling at each meeting.

We are excited to host the Music City Mini-Meet on Saturday, October 8. Nine presentations will roll through the day. A model display room will feature a Nashville T-Trak layout and many recent projects to review and discuss. The \$5 registration fee is the best hobby bargain around. Check the web site at [hansmanns.org/mini-meet](http://hansmanns.org/mini-meet).

A few new members have joined the Cumberland Division over the last year. Regular email messages are an important element to keep modelers informed on activities at our local level, NMRAx, RPMs, and other events.

It's been a hot summer in the Cumberland Division as we look forward to the months ahead. [SER](#)





3



4



5



1. Rodger Coleman shared a few layout photos and discussed his projects during our June Zoom meeting.
2. Edwin Rogers showed a couple images of his N scale layout at our June meeting. A depot in the background caught the eyes of a few members. He shared closer images of his N scale work in our August meeting. He also made a few updates to a Faller kit that serves passengers on his layout.
3. Tom Schmidt displayed several HO scale craftsman kits. This one is Sarno Woodwork, produced by FOS Scale. He enjoyed building these and making them appear weathered.
4. This craftsman kit is unfinished. Tom Schmidt wanted modelers to see the interior bracing.
5. Fascia installation has progressed on Jim Horton's HO scale layout. Jim shared his techniques at our June meeting.

**NORFOLK SOUTHERN**  
**New Holland Division**

Bill Orman  
 Superintendent

11194 Captains Cove Dr  
 Soddy Daisy, TN 37379

423-243-6829  
 wtorman@epbfi.com

John R. Stewart, Supt.  
[jestew@bhamrails.info](mailto:jestew@bhamrails.info)


1925 **L&N** 1955  
 with  
 All Connecting Lines

**Birmingham District**  
 It's a Blast  
 Model Railroad

Serving Birmingham's Iron, Steel and Related Industries  
 1103 Lake Forest Circle, Hoover, AL 35244 (205) 901-3790



6



7



8



9



11



10

6. A pair of HO scale passenger cars were displayed by Mark Stone. He upgraded details and custom painted the models for his Chesapeake Western layout.
7. Dan Cole displayed a couple of cranes and tender cars from his HO scale mining and logging railroad. He enjoys kitbashing, detailing and weathering rolling stock for his Pacific Railroad.
8. Here's a closer look at one of Dan Cole's crane tenders.
9. Gary Sagaser brought a couple models to the meeting. The structure is an HO scale craftsman kit by Precision Lasercraft. Gary said it was his first craftsman kit and it came together pretty easily. He also brought an L&N RS-3 Alco diesel.
10. Eric Hansmann displayed several HO scale freight cars that were completed in the last year. Four of these are resin kits while the other half are upgraded plastic cars. The red and white hopper in the background was from his early years in the hobby. He painted and decaled the car for his private road as a teen in 1975.
11. This HO scale Reading snowplow brought a chill to our April Zoom meeting. Fred Huss built this from a resin kit offered by the Anthracite Railroad Historical Society. He was challenged by the plow attachment to the end of the car. It will roll through his paint shop soon.

## MID-SOUTH



## Division 1 - Mid-South Dave Carlton ~ [dpcarlton59@att.net](mailto:dpcarlton59@att.net)

The last quarter has been eventful for the Mid-South Division. We have gained full approval as an Internal Revenue Code Section 501(c)(3) Tax Exempt Corporation and State of Alabama Tax Exempt Entity Not-For-Profit Corporation.

The Division can now enjoy the functions of contribution acknowledgment and cross-entity participation. Note that the NMRA At-Risk-Policy is always mindful and adhered to.




Bill Eberle demonstrates scenery techniques.

Our clinics program has been most successful for our members. Topics such as scenery techniques, photography, motive power upgrades to multi-functional DCC and Arduino basics have been presented. Scheduled: Advanced and

Project Arduino, Railfan Tours, Static Grass Techniques.

Mid-South Division has a plethora of opportunity for education, service and fellowship to our members, and the public. We are fortunate to be peripheral to the U.S. Space and Rocket Center, Research Park and Redstone Arsenal



Doug Eagan showing how to do a DCC upgrade.

complex. Our members have their various proficiencies as crafts persons, artists, scientists and engineers, and as such, are a reservoir of cross-knowledge and expertise. We enjoy our World's Greatest Hobby.

Visit Mid-South Division at [Midsouthnmra.org/MidSouth.php](http://Midsouthnmra.org/MidSouth.php).

Respectfully Submitted,  
/s/ Andrew Smith, Secretary  
Mid-South Division  
SER, NMRA [SER](#)



Andy Smith demonstrated the Arduino module.



## Division 12 - Smoky Mountain Ken Johnson ~ [kjohnson8264@gmail.com](mailto:kjohnson8264@gmail.com)

The Smokey Mountain Division has been running well with every other month meetings. Our July meeting was held at the Shoney's in Knoxville with approximately 16 members in attendance.

After the meal, we had member's show and tell. Members bring model railroad projects from their home roads and explain what they have done, techniques, or other useful

hints that can help fellow modelers.

Mr. Steve Folino, newest member from California, presented a small diorama with a water feature and landscape. He explained how he was experimenting with water making material on the diorama for a future layout.

We're still having a good turnout at the meeting and looking forward for some more exchange of ideas about our hobby.

Roy Masterson  
Superintendent



**Southern Railway - Cherokee Division**  
Harriman, TN to Decatur, AL  
HO Scale Model Railroad



3502 Glendon Drive  
Chattanooga, TN 37411  
[rwmasterson@epbf.com](mailto:rwmasterson@epbf.com)  
423-227-0334

Randall Watson  
President



**ST. LOUIS and SOUTHERN R.R.**  
Modeling Modern Day in "HO"

730 Morning Creek Lane Phone: 770-831-5736  
Suwanee, GA 30024 Cell: 404-424-2218  
e-mail: [randallwatson1@bellsouth.net](mailto:randallwatson1@bellsouth.net)



[www.blueoextrains.com](http://www.blueoextrains.com)

Steve Funsten  
404-312-6467  
[blueoextrains@bellsouth.net](mailto:blueoextrains@bellsouth.net)  
425 Market Place Roswell GA 30075

## Division 5 - Piedmont

Perry Lamb ~ [perry\\_lamb@mindspring.com](mailto:perry_lamb@mindspring.com)



Greetings and welcome to

Fall, 2022 from the Piedmont Division! This is an important time for us here in the Atlanta area! Hopefully as Fall approaches, the temperatures will cool a bit and those up north of us will dry out and can begin to clean up and begin to rebuild.

Fall will be busy here in the Piedmont Division. We have our normal slate of monthly Division meetings, and our new Piedmont Pilgrimage web page is up and running and will be adding content.

Our Model Train Show web page will soon be on-line, ready to provide information about our 2023 show. Bob Kelshaw and his team continue to do a great job. I'd also like to commend Mike Deaton and his team for all the work they have been doing in relation to the Pilgrimage site. Great job folks!

In September, the Division will be hosting Dr. Joe Nichols, Jr with what should be an interesting clinic: "Coil Detectors, Car Cameras and Drones." I'm not exactly certain what that means, but Dr. Nichols is a tech geek and I am quite certain that the clinic will be fascinating. I'm looking forward to hearing and seeing what he has in store. I wonder if he'll be bringing a scale model drone to the meeting!?!? Hmmmm, that could be interesting.

The "Bring and Brag" portion of the meeting will feature tech projects that members are working on. My next one may well be fiber optic lighting in the town I currently have under construction. Might be much easier than all those individual LED lights. Another Hmmmm...

In October, our meeting will feature Ovidiu Trifanescu as the clinician. Ovidiu's topic will be "Would it stick?..." (a clinic about hobby glues). Personally, I am very interested in this topic as I'm working on a project now that's requiring me to attach

parts of different types to a car body. It's been an interesting process to see what will get things to stick. I want to know if what I'm doing is right. If you are interested, the Bring and Brag portion will feature modified passenger equipment. If you've built a car, modified a passenger car by adding interior or lighting or something, please bring it along. This will be something I need to do as part of the Cars Certificate towards MMR. This should be interesting.

November will be a big month for the Division. First, we will, of course, have our monthly meeting. For this month, we will feature the clinic that was supposed to happen in August, Norm Stenzel and his "Digitrax Tricks of the Trade, Making your Digitrax System ALMOST bullet proof." I know that there is a lot of interest in this clinic out there. Yes, it will be on WebEx and it will be recorded, but we'd love to see you in person, as would, I'm sure, Norm. For the Bring and Brag portion, we'll be featuring structures with interiors and/or lighting. That's a fun part of the hobby and brings "life" to our model railroads!

Second, November will feature our 20<sup>th</sup> Annual Piedmont Pilgrimage! I find it hard to believe that this program has actually been running for 20 years, but it has. I remember the first one and I've been presenting my own Utah, Colorado & Western since, if I remember correctly, Pilgrimage number 2. This one will be special, and we'll have a full slate of model railroads open over the weekends in the last half of October and most of November. The great news is that we'll be full live and in person this year, after a couple of years of only virtual or mixed open

houses. It will be great to see people out and about this fall!

Finally, in December, we'll host our annual Christmas gathering. This is always a special time for our division as we get to meet family members, simply enjoy fellowship, and we don't conduct any business! 😊 We'll have a fun activity, listen to music, and just have fun. After all, Model Railroading is, well, FUN!

Again, I'm blessed to be in such an active Division, and in one of the best Regions in the NMRA. All of you are members and we'd love your participation in both Division and Region events.

Case in point, planning for the Region's 2023 convention is running along smoothly. Walt and his crew are working towards what will be an amazing time in Cartersville, GA. That's right here in our Division and easily accessible to not only our Region, but surrounding areas as well.

Also, pay attention to the launch of the new NMRA Interchange. This will be a great way for NMRA members to interact with each other, from across the entire planet. I already interact with modelers from as far away as Australia, but that's commonly only during meetings. This will be cool because you'll just be able to join and exchange information with anyone, anywhere. It is coming and it should be great!

I think I've written enough now and, sadly, it's time to get back to my day job. Take care, have fun with trains, of any size, and stay connected. Remember, this is your organization, please participate.

Until next time, "Engage!" SER

**Tennessee Southern Railroad**



3518 Connelly Ln  
East Ridge, TN 37412  
[mlmcallister@gmail.com](mailto:mlmcallister@gmail.com)



**Mark McAllister**  
Superintendent  
Southern Division



- O scale 2-rail Modular Group
- 100 % N.M.R.A.
- NE Florida / SE Georgia
- Module not required
- Membership Open

**Info: Walter Horlacher 954-254-4609**



## Division 10 - Bluff City

Steven Flowers ~ [palmodelrailroader@gmail.com](mailto:palmodelrailroader@gmail.com)

The Bluff City Division got together for our August meeting to start a series on scenery elements.

In the first installment, we worked on making trees from Scenic Express Super Trees. We all had a very good time learning how to make these beautiful trees from the sample box provided.

The core division members and possible future members have also been working on each other's layouts and operating on some of the ones that have also been up and running for a while. Check out these photos! [SER](#)



## PARTNERSHIP PROGRAM

NMRA members can log in and click on the **Benefits** tab to view the **NMRA Partnership Program**. Please patronize all of our partners for some fantastic discounts as an NMRA member!

Bear Creek Model Railroad, LLC  
 Building Your Model Railroad  
 CatzPaw Innovations  
 Clever Models, LLC  
 Colorado Model Railroad Museum  
 CMR Products, LLC  
 Daylight Sales (Merchandise)  
 Deepwoods Software  
 Deluxe Materials  
 Digikeijs  
 Dwarvin Enterprises, Ltd  
 East Coast Circuits  
 Feight Studios  
 Gatorfoam  
 Great Decals!  
 Green Frog Productions  
 HobbyWorx Tools & Supplies  
 Hot Wire Foam Factory  
 K.I.S.S. Method, Inc.

LaBelle Woodworking Co.  
 LARC Products  
 Logic Rail Technologies  
 MAC Rail  
 Micro-Mark  
 Mine Mount Models  
 miniprints  
 MinuteMan Scale Models  
 Model Railroad Benchwork  
 Model Train Catalogue  
 Modelers Decals & Paint  
 Motrak Models  
 MRC (Model Rectifier Corp)  
 Nick and Nora Designs  
 Northlandz  
 NScale Works by Mike Holly  
 Old West Scenery  
 Ram Track  
 RR-CirKits  
 Rusty Stumps  
 Scale Model Plans

Scalecoat Paint  
 Scenery Solutions  
 Showcase Miniatures  
 Team Track Models  
 The N Scale Architech  
 The Old Depot Gallery  
 Tichy Train Group  
 Touch of the Brush Model  
 Weathering  
 Train Installations, LLC  
 Train Show, Inc.  
 Trainmasters TV/Model  
 Railroad Hobbyist Store  
 TRAINZ.com  
 TSG Multimedia  
 UGEARS  
 Unreal Details  
 USA Airbrush Supply/  
 Badger Airbrush  
 WiFi Model Railroad, LLC

Aug 2022

# Palmetto Division



Upstate South Carolina

**Division 7 - Palmetto**  
**Ken Majchzak ~ kemajchrzak@gmail.com**

The past few months have been very busy for the Palmetto Division.

We were at the Hub City Railroad Museum for their Train Day event with both our Division table and our T-TRAK HO layout. With a grant from the NMRA National we have been able to add 7 modules to our T-TRAK HO layout and will now have an 18 module layout that we can set up at events we participate in.



Day event with both our Division table and our T-TRAK HO layout. With a grant from the NMRA National we have been able to add 7 modules to

The Palmetto Division has added 6 new members this year via the SER Military Membership Grant. A huge success for us.



We are continuing with our "What's on Your Workbench" video conferences. The April and July sessions we held were well attended by members from all across our Division. Further sessions will be coming this fall.

Our Division attended the SER Division 8 Division meeting held in Myrtle Beach in late April.

Our summer Columbia area Division meeting held in May was a rousing success. The meeting was held at the "Dreams Come True" ride on railroad facility in Cassat, SC. A Division meeting was held in the



morning with everyone riding trains in the afternoon. Four pictures of the event accompany this document. We had members from SER Divisions 8 & 9, MER Division 12 and the AMROC Model Railroad

Club in attendance.

Members of the Piedmont N Southern N-TRAK Model Railroad Club (100% NMRA Palmetto Division membership) participated in the 2022 N-Scale National Convention with modules from their layout. Division member Steve Todd gave a clinic at the convention. [SER](#)



**Division 15 - Carolina Mountain**  
**Paul Spilman - paul@spilman.me**

The Carolina Mountain Division is on track in 2022. We are holding our meet-

ings at the Fletcher Library, which has increased our space and ease of setup. Attendance is still fluctuating due to COVID, but we are hold near our pre-COVID attendance. We are looking to keep drawing members to the quarterly meetings and possibly increase membership.

The Division is working on increasing our outreach at the local train shows held every spring and fall. We hope to have a good report on this endeavor for the next issue.

At our July meeting, we had Gordon Fewster present a clinic on Railroad Signaling, covering prototype signals and model railroading options (*photo right*).

Our next meeting is planned for October 15<sup>th</sup> at the Fletcher Library at 9:30am. Please be sure to check our Facebook page and the Division emails for more infor-

mation. If you are not receiving emails and are a Division member, please let me know at [paul@spilman.me](mailto:paul@spilman.me). [SER](#)



## Division 9 - Central Savannah River

Andy Chandler ~ [andy.chandler71@gmail.com](mailto:andy.chandler71@gmail.com)

Division 9 continues to meet with 5 active members, operating Steve Prevette's Burnt Hills and Big Flats railroad. Steve hosted an extended operating session on August 13 with the Palmetto-



Joint meeting with the Palmetto Division at the Dreams May Come Railroad.

to Division members in attendance. There were 14 operators in 2 shifts.

We also took two road trips. On May 21 we

traveled to visit 3 layouts in upper South Carolina.

We rode the Dreams May Come ride on model railroad and participated in a joint meeting with the Palmetto division.

We then visited a very nice HO layout that matched



the Reading and Southern effectively.

On June 11, three of our members operated on Sandy Eustis' On30 Maine narrow gauge. This too, was an outstanding creation by Sandy. Sandy's layout utilizes a centrally located helix to attain an upper level (*photo above*). Visit his web site - [www.sandysacerr.com](http://www.sandysacerr.com).

We were hosted by the Central Railroad Museum in Central, SC operating their well done, multilevel layout (*photo left*). Lastly, the Division 9 superintendent attended the National convention in St. Louis. We had a busy 3 months! **SER**



## Division 13 - Cherokee

Brian Ford ~ [brianford@aol.com](mailto:brianford@aol.com)

I am writing this aboard NB Amtrak 302 (Lincoln Service) somewhere between St. Louis and Chicago's Union Station, as I return from the 2022 NMRA Annual Convention. This train is funded by state of Illinois, operated several round trips daily by Amtrak and features new single level Venture passenger cars built by Siemens.


While at the convention, I attended a few good clinics, toured some impressive home layouts, operated on several layouts, visited Frisco and MOPAC (Missouri Pacific Railroad) historical infrastructure and saw many of the new products at the National Train Show in Collinsville, IL. But my favorite activity was reconnecting with long-time railroad friends and meeting new railroad friends from across the U.S. (and one from Australia!). If you have not participated in a regional or national NMRA convention, you are missing out on a fantastic benefit of being an NMRA member.

September 29 through October 1, the Southern Railway Historical Association and the Louisville & Nashville Historical Society will hold a joint convention at the Tennessee Valley Railroad Museum (TVRM) in Chattanooga, TN. Both of

those organizations are now located in a single building next to the TVRM property. There is much more info about that convention at [www.inrr.org/Convention.aspx](http://www.inrr.org/Convention.aspx).

The new HO layout (CNO&TP Rathole Division) being constructed by the TVMRi club inside the TVRM business office building will have an open house during the convention on the afternoons of September 29 and 30. **This open house is also available free to all SER members, you do not have to be a convention attendee.**

Our next Cherokee Division in-person event will be on Saturday 11/5/22 at 11:30 am at Ed Painter's large, finished barn in Cohutta, GA. It will include a short business meeting, video presentation, cookout, as well as ample railfanning in Ed's backyard - his property is conveniently situated along Norfolk Southern's H mainline (Chattanooga-Atlanta) with around 30 trains per day. **SER**



The lumber mill, one of many scenes on the TVRM layout.

## Division 8 - Atlantic

**Rick Fulkerson ~ rick@mountaingoatbroadcast.com**

We had a great event in July that was well attended with 2 clinics and 4 private layouts open for tour.

We started with meeting at Easterby's Seafood restaurant in Charleston for lunch followed by a quick business meeting where we elected Tedd Pounds as our new assistant superintendent. Two of our members attended via zoom due to health issues.

The meeting was followed by David Pitcher giving a clinic on making your own molds and castings then Tom Sullivan's clinic on first time scratch building recommending a flat car as the simplest with all drawings, materials and details readily available in all scales.

We adjourned to visit the four private layouts as well as the local club layout all open for viewing.

The diversity of the private layouts made sure there was something for everyone. All four layout owners stated 100% visitation by all attendees.

- Jim Behling's H.O. Carolina Easter Railroad
- David Pitcher's N Scale Southwestern Pennsylvania Railroad
- Tom Sullivan's On30 Sandy River & Rangeley Lakes
- Carl Blum's 3-Rail Misery & Short Life

Our next meet is scheduled for November 5<sup>th</sup> at the Golden Isles Model Railroad Club in Kingsland, GA. [SER](#)





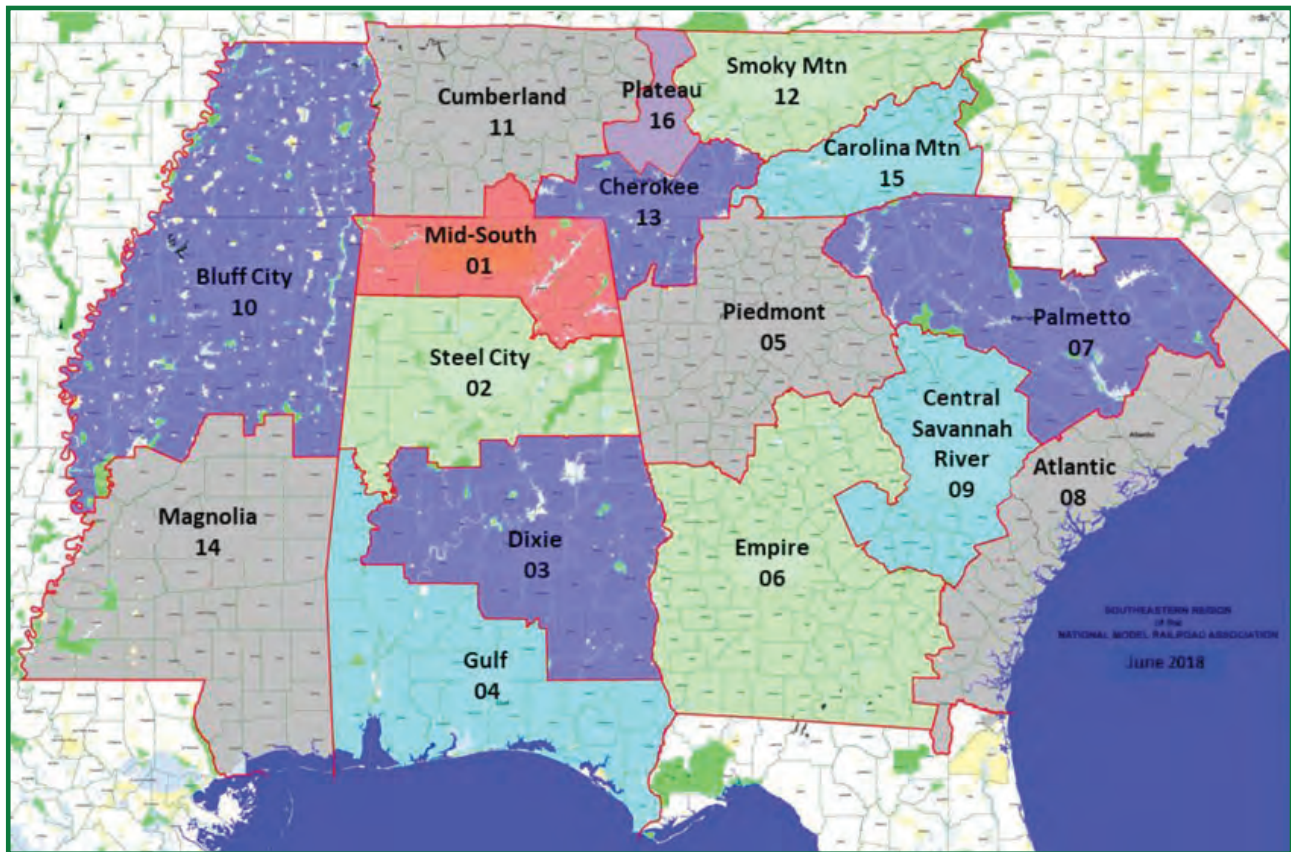
1. Jim Behling's HO scale Arnold City Division of the Carolina Eastern RR - Charleston, SC
2. Carl Blum's O scale Misery & Short Life RR - Johns Island, SC
3. Tom Sullivan's On30 scale Sandy River & Rangeley Lakes RR - Ravenel, SC
4. David Pitcher's N scale Southwestern Pennsylvania RR - Johns Island, SC

**SHOW YOUR  
RAILROAD CARD  
In the SouthErneR**

**Don't have one?**

Let us design the card for you.  
SouthErneR@ejpj.com

**\$16/YEAR (FOUR ISSUES)**



## OFFICERS

- President:** Roy Masterson; 423-227-0334; [rwmasterson@epbf.com](mailto:rwmasterson@epbf.com)  
3502 Glendon Dr, Chattanooga TN 37411-4114
- Vice-President:** Bill Raymond; 828-513-5051; [trainman@morrisbb.net](mailto:trainman@morrisbb.net)  
3001 Hickory Nut Trl, Hendersonville NC 28739-7804
- Secretary:** Walt Liles; 678-896-6311; [wliles.crrman@gmail.com](mailto:wliles.crrman@gmail.com)  
4388 Brandon Cv NE, Marietta GA 30066-2106
- Treasurer:** Mark McAllister, 423-653-7487; [mlmcallister@gmail.com](mailto:mlmcallister@gmail.com)  
3518 Connelly Ln, Chattanooga, TN 37412-1608

## COMMITTEE CHAIRMEN

- AP Program:** Randall Watson, 770-831-5736; [randallvwatson1@bellsouth.net](mailto:randallvwatson1@bellsouth.net)  
730 Morning Creek Ln, Suwanee GA 30024-7052
- Contests:** Ben Bartlett, MMR 828-883-2799; [b3j2c@yahoo.com](mailto:b3j2c@yahoo.com)  
PO Box 2437, Brevard NC 28712-2437
- Conventions:** Larry Burkholder, 865-408-9903; [labtexan@chartertn.net](mailto:labtexan@chartertn.net)  
206 Coyatee View, Loudon TN 37774-2172
- Editor:** Ed Juaira, 423-598-9925; [SouthErner@ejpj.com](mailto:SouthErner@ejpj.com)  
782 Jays Way, Ringgold GA 30736-8954
- Education:** Chuck Higdon, 423-364-8331; [vze5crrw1@outlook.com](mailto:vze5crrw1@outlook.com)  
189 Foxtrot LN, Jasper, TN 37347-1729
- Education Asst.:** James A Black, 850-914-0002; [black@novatechnologies.com](mailto:black@novatechnologies.com)  
429 S. Tyndall Pky, Ste S, Panama City FL 32404-0002
- E-Newsletter:** Rick Coble, 770-279-2527; [rvcoble@yahoo.com](mailto:rvcoble@yahoo.com)  
3278 Spring Wind Ct, Lawrenceville GA 30044-4838
- Good & Welfare:** David R Anderson, 828-277-9092; [dranderson1980@att.net](mailto:dranderson1980@att.net)  
69 Ballantree Dr, Asheville NC 28803-2065
- Historian:** Joe Nichols, Sr. MMR 770-396-6447; [deltarr@mindspring.com](mailto:deltarr@mindspring.com)  
4554 Chadwell Ln, Atlanta GA 30338-5604
- Honors/Awards:** Larry Smith, MMR 205-988-5365; [wooddale@bellsouth.net](mailto:wooddale@bellsouth.net)  
1774 Wooddale Cir, Pelham AL 35124-1019
- Legal Counsel:** Daniel R. Mason, 770-337-5139; [Daniel@Masonlawfirmga.com](mailto:Daniel@Masonlawfirmga.com)  
160 S Church St, Canton GA 30114
- Membership:** Rick Coble, 770-279-2527; [rvcoblenmra@gmail.com](mailto:rvcoblenmra@gmail.com)  
3278 Spring Wind Ct, Lawrenceville GA 30044-4838
- Mini-Meets:** Alan Mole, 770-315-7244; [alanmole@bellsouth.net](mailto:alanmole@bellsouth.net)  
PO Box 2173, Suwanee GA 30024-0977
- Registrar:** Steve Prevette, 803-594-5079; [prevettejs@gmail.com](mailto:prevettejs@gmail.com)  
356 Ashley Ct, Graniteville SC 29829-3940
- Video Conference:** Eric Hansmann; 304-376-0256; [eric@hansmanns.org](mailto:eric@hansmanns.org)  
3011 Regency Park Dr, Murfreesboro, TN 37129-5203
- Webmaster:** Rod Preston, 865-691-0260; [rbpreston1@gmail.com](mailto:rbpreston1@gmail.com)  
1700 Gray Oaks Ln, Knoxville TN 37932-1600

## DIRECTORS

- Exec. Advisor:** Larry Burkholder, 865-408-9903; [labtexan@chartertn.net](mailto:labtexan@chartertn.net)  
206 Coyatee View, Loudon TN 37774-2172
- Director (2022):** Ken Mattern, 256-694-5459; [kjmatt@hotmail.com](mailto:kjmatt@hotmail.com)  
9729 Wallwood Dr SE, Huntsville AL 35803-1763
- Director (2022):** Randall Watson, 770-831-5736; [randallvwatson1@bellsouth.net](mailto:randallvwatson1@bellsouth.net)  
730 Morning Creek Ln, Suwanee GA 30024-7052
- Director (2023):** Brian Ford, 423-297-5726; [briantford@aol.com](mailto:briantford@aol.com)  
1208 Laurelwood Dr, Chattanooga TN 37412-1920
- Director (2023):** John Stevens, 678-873-3770; [snevets4@bellsouth.net](mailto:snevets4@bellsouth.net)  
175 Roscommon Ct, Tyrone, GA 30290-1881

## DIVISIONS

- Atlantic (8)** Rick Fulkerson; 702-374-4405; [Rick@mountaingoatbroadcast.com](mailto:Rick@mountaingoatbroadcast.com)  
1000 Bonieta Harrold Dr Apt 6107, Charleston, SC 29414-5169
- Bluff City (10)** Steven Flowers; 615-308-4481; [stevestrains@aol.com](mailto:stevestrains@aol.com)  
1604 Lindsey Ln, Southaven MS 38672-8530
- Carolina Mtn (15)** Paul Spilman; 828-424-0472; [paul@spilman.me](mailto:paul@spilman.me)  
22 Royal Rdg, Clyde NC 28721-8228
- Central Savannah River (9)** Andy Chandler; 706-495-5302; [andy.chandler71@gmail.com](mailto:andy.chandler71@gmail.com)  
3538 Evans To Locks Rd, Augusta GA 30907-3366
- Cherokee (13)** Brian Ford, 423-297-5726; [briantford@aol.com](mailto:briantford@aol.com)  
1208 Laurelwood Dr, Chattanooga, TN 37412-1920
- Cumberland (11)** Eric Hansmann; 304-376-0256; [eric@hansmanns.org](mailto:eric@hansmanns.org)  
3011 Regency Park Dr, Murfreesboro, TN 37129-5203
- Dixie (3)** Brett Scott; 334-799-3096; [davidbrettscott@gmail.com](mailto:davidbrettscott@gmail.com)  
803 Durden Rd, Prattville AL 36067-1534
- Empire (6)** William Attaway; 478-954-9200; [attawayw@mac.com](mailto:attawayw@mac.com)  
118 Lenox Dr, Bonair GA 31005-3604
- Gulf (4)** Reed Ostrander; 850-830-6331; [drostrander@bellsouth.net](mailto:drostrander@bellsouth.net)  
7622 N Shores Dr, Navarre FL 32566-8411
- Magnolia (14)** Pat McCarthy; 601-955-0510; [maccars@gmx.com](mailto:maccars@gmx.com)  
3815 Rebecca Ct, Jackson MS 39216-3719
- Mid-South (1)** Dave Carlton; 256-783-2844; [dpcarlton59@att.net](mailto:dpcarlton59@att.net)  
13021 Huntcliff Rd, Huntsville AL 35803-2933
- Palmetto (7)** Ken Majchrzak; 864-335-9096; [kemajchrzak@gmail.com](mailto:kemajchrzak@gmail.com)  
520 Wagon Trl, Simpsonville SC 29681-3916
- Piedmont (5)** Perry Lamb; 770-218-9744; [perry\\_lamb@mindspring.com](mailto:perry_lamb@mindspring.com)  
4034 Palisades Main NW, Kennesaw GA 30144-7343
- Plateau (16)** Tom Shallcross; 931-484-7565; [chipmonk4@comcast.net](mailto:chipmonk4@comcast.net)  
18 Briar CT, Crossville TN 38558-8810
- Smoky Mtn (12)** Ken Johnson; 865-317-1314; [kjohnson8264@gmail.com](mailto:kjohnson8264@gmail.com)  
1082 Granada Dr, Lenoir City, TN 37772-4597
- Steel City (2)** Whit Fancher; 205-746-0007; [crownlandscapeservices@gmail.com](mailto:crownlandscapeservices@gmail.com)  
PO Box 660681, Vestavia AL 35266-0681

## Atlantic - Division 8

**Coastal Rail Buffs**, Savannah, GA, Nate Stone, 912-354-2606  
[www.coastalrailbuffs.org](http://www.coastalrailbuffs.org)  
**Charleston Area Model Railroad Club**, Citadel Mall in Charleston, SC  
Tom Kabele, [tkabele@sc.rr.com](mailto:tkabele@sc.rr.com); [www.camrc.club](http://www.camrc.club)  
**Grand Strand MRRC**, Myrtle Beach Mall, North Myrtle Beach, SC  
Joe Corsetti, 843-236-9148, [yrusosio728@aol.com](mailto:yrusosio728@aol.com); [www.gsmrrc.org](http://www.gsmrrc.org)  
**Golden Isles Model Railroad Club**, Brunswick, GA  
Helio Valdes, 912-261-2478; [t29b52f4@comcast.net](mailto:t29b52f4@comcast.net)  
[groups.yahoo.com/group/GIMRRC](http://groups.yahoo.com/group/GIMRRC)  
**Southeastern Florida "O" Scalars, Hampton FL (Jacksonville area)**  
**OS2 Modular Group**, Walter Horlacher, 954-254-4609; [horlacherw@bellsouth.net](mailto:horlacherw@bellsouth.net)  
**Sun City Model RR Club**, Bluffton, SC  
Doug Scott, [deraildh2@aol.com](mailto:deraildh2@aol.com)

## Bluff City - Division 10

**The Memphis N-Scale Road Railers**  
**The Memphis Society of Model Engineers - The 1<sup>st</sup> Saturday Night Group**  
Highland St Church of Christ, 7:30 PM  
contact Ned for additional info; [nssavage@juno.com](mailto:nssavage@juno.com)

## Carolina Mountain - Division 15

**Apple Valley Model Railroad Club**, Hendersonville, NC  
Located in Hendersonville Station; [www.avmrc.com](http://www.avmrc.com)  
**French Broad e'N'pire NTRAK Club**, Hendersonville, NC  
Chuck Place, 828-685-2726; [hmp3@blueridge.net](mailto:hmp3@blueridge.net); [www.fdr-ntrak.com](http://www.fdr-ntrak.com)  
**Waynesville Area Rail Roaders**  
Waynesville, NC; [www.facebook.com/WARRNC](http://www.facebook.com/WARRNC)  
**Western North Carolina Model Railroaders**; email: [webmaster@wncmrr.org](mailto:webmaster@wncmrr.org)

## Central Savannah River - Division 9

**OFRRRA Operators**, Tuesday nights, Aiken SC, Steve Prevette, 803-594-5079

## Cherokee - Division 13

**Chattanooga Society of Model Engineers**, Dunlap, TN  
Andy Morrison, 423-344-8502; [www.csme-eprr.com](http://www.csme-eprr.com)  
**Chattanooga Modular Modelers, Inc.** meet Monday & Thursday at 6:30 pm  
Mark McAllister, 423-424-0352; [www.chattmodmod.org](http://www.chattmodmod.org)  
**Tennessee Valley Model Railroaders, Inc.**, Chattanooga, TN  
Nick Giordano, 856-304-9196; [www.TVMRI.org](http://www.TVMRI.org)

## Cumberland - Division 11

**Dixie Model Railroad Club**, 2101 Belmont Blvd, Nashville, TN 37212  
Eric Hansmann, 304-376-0256; [eric@hansmanns.org](mailto:eric@hansmanns.org)  
**Mid-South Live Steamers**, Columbia, TN, Hank Sherwood, 615-665-0512  
[www.midsouthlivesteamers.org](http://www.midsouthlivesteamers.org); [midsouthlivesteamers@yahoo.com](mailto:midsouthlivesteamers@yahoo.com)  
**Nashville NTRAK**, Nashville, TN, Mike Curtis, 615-479-7663  
4900 Rucker Christiana Road, Christiana, TN 37037  
[macurtis@comcast.net](mailto:macurtis@comcast.net); [www.nashvillentrak.org](http://www.nashvillentrak.org)  
**Nashville Garden Railway Soc.**, Nashville, TN, Ross Evans, 615-292-6555  
**Tennessee Central Railway Museum**, Nashville, TN  
Terry Bebout, 615-244-9001; [terry.bebout@earthlink.net](mailto:terry.bebout@earthlink.net); [www.tcr.org](http://www.tcr.org)

## Dixie - Division 3

**Central Alabama Model RR Club**, Montgomery/Prattville, AL  
Phil Hutchinson, 334-272-1933 or Joe Mashburn 251-363-8508  
**MGB Model Railroad Club**, Prattville, AL *Visitors welcome*  
Brett Scott, 334-799-3096; [www.mgbr.org](http://www.mgbr.org)  
**Wiregrass Steel Wheels Sub-Division**, Dothan, AL  
Dan Adams, 334-588-3312; [danielma522@centurytel.net](mailto:danielma522@centurytel.net)

## Empire - Division 6

**Flint River Model RR Club**, Albany, GA, Jimmy Swinn, 229-883-3517  
**MGMRCC - Middle Georgia Model RR Club**, Warner Robins, GA  
Bill Attaway, 478-954-9200; [mgmrc@cox.net](mailto:mgmrc@cox.net); [www.mgmrc.org](http://www.mgmrc.org)  
**MGRA - Middle Georgia RR Association**, Bill Jones  
[wrijones845@aol.com](mailto:wrijones845@aol.com); [middlegeorgiarailroadassociation.com](http://middlegeorgiarailroadassociation.com)  
**South Georgia Model RR Club**, Hahira, GA, (Near Valdosta)  
Todd Tait, 229-548-3611

## Gulf - Division 4

**Caboose Club**, Foley Railroad Museum, 125 E Laurel Ave, Foley, AL 36535  
Bonnie Donaldson, 251-943-1818; [foleymuseum@gulfel.com](mailto:foleymuseum@gulfel.com)  
**CATT - Costal Alabama T-TRAK**, Bruce Arbo, 228-669-6705  
[coastalalabamatrak@gmail.com](mailto:coastalalabamatrak@gmail.com), [www.nationalt-traklayout.com](http://www.nationalt-traklayout.com)  
**Emerald Coast Garden Ry Club**, Jack Grill, 850-994-7226; [www.ecgrc.com](http://www.ecgrc.com)  
Usually meet on 3<sup>rd</sup> Saturday at noon in the Diner Car  
of the West Florida RR Museum, Milton FL  
**Glenn Samuel's Operating Group**, Mobile, AL 205-914-0693  
2<sup>nd</sup> Saturday of the month @ 1 p.m.; [Gasamuel@aol.com](mailto:Gasamuel@aol.com)  
**Miracle Strip Model RR Club**, Shalimar, FL  
Ray Follacchio, 850-865-8822  
**Mobile Society of Model Engineers**, Alabama Gulf - Chapter, NRHS  
8060 Morris Hill Rd, Semmes AL 36575-6424; Dave Miller, 251-689-2673  
**Pensacola Model Railroad Club (PMRC)**, Pensacola, FL  
HO Division - Steve "Chip" Borona, 850-384-3206; [www.PMRC.us](http://www.PMRC.us)  
N Division - Terry Tucker, 850-723-5390  
Z Division - Joshua Murrah, 251-533-6481

**Southwest Alabama Railroad Modelers (SWARM)**, Mobile, AL  
Glenn Samuel, 205-914-0693, [Gasamuel@aol.com](mailto:Gasamuel@aol.com)  
Monthly round robin meetings or event - contact for details.  
**West Florida Model Railroad Club**, Milton, FL  
Tom Augustine, 850-944-0471; [www.wfrm.org](http://www.wfrm.org)

## Magnolia - Division 14

**Central Mississippi Model Railroad Association**, Jackson, MS  
MS Ag and Forestry Museum, 1150 Lakeland Dr, Jackson MS 39216  
Nils Larsen, 601-432-4500; [www.cmmra.org](http://www.cmmra.org)  
**Mississippi Coast Model RR Museum**, 504 Pass Rd, Gulfport, MS 39507  
228-284-5731; [timetrain54@yahoo.com](mailto:timetrain54@yahoo.com); [www.mcmrcm.org](http://www.mcmrcm.org)

## Mid-South - Division 1

**Northeast Alabama Model Railroad Club**, Guntersville, AL  
Charles Dick, 205-878-2537; [charlesdick@bellsouth.net](mailto:charlesdick@bellsouth.net)  
**Redstone Model Railroad Club**, Huntsville, AL; [www.rmrrc.net](http://www.rmrrc.net)  
**Coosa Valley Model RR Assoc.** [www.coosavalleymodelrailroad.com](http://www.coosavalleymodelrailroad.com)

## Palmetto - Division 7

**Associated Model Railroads of Columbia (AMROC)**, Columbia, SC  
Clark Gregory, 803-781-7912; [www.amroc.org](http://www.amroc.org)  
**Carolina Railroad Heritage Association, Inc.;**  
[www.facebook.com/hubcityrrmuseum](http://www.facebook.com/hubcityrrmuseum)  
**Central Railway Model and Historical Association (CRM&HA)**, Central, SC  
Sandy Eistus, 513-325-8850; [www.crmha.org](http://www.crmha.org)  
**Piedmont N' Southern, Greenville, SC**  
Michael Offik, 864-884-2165; [www.piedmontnsouthern.org](http://www.piedmontnsouthern.org)  
**The Carolina Conspiracy** (On30 modular) Andrew Gillette, 803-316-8128  
[amn\\_a\\_gillette@yahoo.com](mailto:amn_a_gillette@yahoo.com); [groups.yahoo.com/group/carolina\\_on30conspiracy](http://groups.yahoo.com/group/carolina_on30conspiracy)  
**Station 187 Model Railroad Club**, Greer, SC; [www.station187.net](http://www.station187.net)

## Piedmont - Division 5

**Atlanta Interlocking Model Railroad Club;**  
Charlie Crawford, 678-982-4699  
**Athens Bend Track Railroad Club**  
Peter Wood, 706-215-3313; [www.facebook.com/AthensBendTrack](http://www.facebook.com/AthensBendTrack)  
**Atlantic Coast S-Gaugers**, Bob Lacheen  
home 770-578-9937; cell 404-431-8032; [www.trainweb.org/acsg](http://www.trainweb.org/acsg)  
**Boomers**, John Rieken, Saturday a.m.; OPS Athens, Gwinnett, Commerce areas  
email for specific dates; [jrieken@windstream.net](mailto:jrieken@windstream.net)  
**Chattahoochee Express Operating Group**, Chris White, 770-594-2618  
**Georgia Garden Railway Society**, Terry Manning, 770-564-8822  
[temanning@aol.com](mailto:temanning@aol.com) [www.ggrs.info](http://www.ggrs.info)  
**Georgia Society of Ferroequinologists**, Marietta  
Bob Hoenes, 770-422-0081; Jasper Roundhouse, Jasper, GA  
Phil Stead, [trainman07@aol.com](mailto:trainman07@aol.com); all scales, meets weekly at a member's home  
**Metro Atlanta N-Scalers**, Atlanta, GA, Charles Leak, 404-262-2969  
**Model Railroad Club of Atlanta**, Atlanta, GA  
Terry Weldon, 770-979-0473; [www.oscale-atlanta.info](http://www.oscale-atlanta.info)  
**North Atlanta O-Gauge Railroad Club**, Roswell, GA, Jeff Pergl, 770-516-6378  
**North Atlanta Rail Barons**, Howard Goodwin, 770-529-2103  
**North Georgia Lego Train Club**, James Trobaugh, 770-844-1076  
[www.nglrc.org](http://www.nglrc.org) OR [questions@nglrc.org](mailto:questions@nglrc.org)  
**North Georgia Modurail**, Jon Cook, 770-993-9620  
**NWGA T-TRAK Club** Kennesaw GA  
Jim Nealand, 678-358-9171; [casadiego86@gmail.com](mailto:casadiego86@gmail.com)  
**Railroad Model Club of Atlanta**, Bob Peppel, 770-934-4067  
**Southern O Scalars**, Dan Mason, 404-385-6638; [daniel@masonlawfirmga.com](mailto:daniel@masonlawfirmga.com)  
**Tri-State Area Model Railroad, Inc.**  
Thomas Roskelly, 828-361-2210; [thomasroskelly@gmail.com](mailto:thomasroskelly@gmail.com)  
**Volunteer Garden RR Club**,  
Vines Botanical Gardens, 3500 Oak Grove Rd, Loganville, GA 30052

## Plateau - Division 16

**Crossville Model RR Club**, Crossville, TN; Tom Shallcross, 931-484-7565  
[chipmonk4@comcast.net](mailto:chipmonk4@comcast.net); [www.crossvilletrain.org](http://www.crossvilletrain.org)

## Smoky Mountain - Division 12

**Knoxville Area Model Railroaders**, Oak Ridge, TN  
Brad Tutt, 865-776-4703; meetings are 1<sup>st</sup> & 3<sup>rd</sup> Sundays  
**Mountain Empire Modular Railroaders**, Johnson City, TN, East TN State Univ.  
George Carter Museum, Dr. Fred Alsop, 423-929-3733; [www.memrr.org](http://www.memrr.org)  
**Maryville MRRC**, Alnwick Community Club  
2146 Big Springs Rd., Maryville TN 37803  
Don Clark, 503-730-4869; meets first Saturday each month, 10 a.m. to noon

## Steel City - Division 2

**Black Warrior Model RR Society**, Tuscaloosa, AL, Bob Way, 205-556-3073  
**Smokey City Model Rails**, Birmingham, AL; [www.smokeycityrails.com](http://www.smokeycityrails.com)  
**Wrecking Crew Model RR Club**, Birmingham, AL; Whit Francher; 205-746-0007  
**Steel City Shifters Operating Group**, [jstew@bhamrails.info](mailto:jstew@bhamrails.info)

*The SouthErneR*  
Southeastern Region, NMRA  
782 Jays Way  
Ringgold GA 30736-8954



Your editor did not have a photo for this cover so he dug into his archives. On the right is your editor, on the left, my very good friend, Don Irace.